



# Entry 1 School Information and Cover Page

Created: 07/05/2018 • Last updated: 07/31/2018

Please be advised that you will need to complete this cover page (including signatures) before all of the other tasks assigned to you by your authorizer are visible on your task page. While completing this task, please ensure that you select the correct authorizer (**as of June 30, 2018**) or you may not be assigned the correct tasks.

**a. SCHOOL NAME** PAVE ACAD CS (SUNY TRUSTEES)

(Select name from the drop down menu)

**b. CHARTER AUTHORIZER (As of June 30th, 2018)** SUNY-Authorized Charter School


(For technical reasons, please re-select authorizer name from the drop down menu).

**c. DISTRICT / CSD OF LOCATION** NYC CSD 15

## d1. SCHOOL INFORMATION

	PRIMARY ADDRESS	PHONE NUMBER	FAX NUMBER	EMAIL ADDRESS
	732 Henry Street Brooklyn, NY 11231	718-858-7813	718-858-7814	<a href="mailto:info.rh@paveschools.org">info.rh@paveschools.org</a>

## d2. PHONE CONTACT NUMBER FOR AFTER HOURS EMERGENCIES

Contact Name	Meera Parikh
Title	Director of Network Operations and Analytics
Emergency Phone Number (###-###-####)	

**e. SCHOOL WEB ADDRESS (URL)** [www.paveschools.org](http://www.paveschools.org)

**f. DATE OF INITIAL CHARTER** 06/2008

**g. DATE FIRST OPENED FOR INSTRUCTION** 09/2008

**i. TOTAL ENROLLMENT ON JUNE 30, 2018** 475

**j. GRADES SERVED IN SCHOOL YEAR 2017-18**

Check all that apply

Grades Served	K, 1, 2, 3, 4, 5, 6, 7, 8
---------------	---------------------------

**k1. DOES THE SCHOOL CONTRACT WITH A CHARTER OR EDUCATIONAL MANAGEMENT ORGANIZATION?** Yes

**k2. NAME OF CMO/EMO AND ADDRESS**

NAME OF CMO/EMO	PAVE Schools
PHYSICAL STREET ADDRESS	238 Conover Street
CITY	Brooklyn
STATE	NY
ZIP CODE	11231
EMAIL ADDRESS	<a href="mailto:network@paveschools.org">network@paveschools.org</a>

**l1. FACILITIES**

Does the school maintain or operate multiple sites?

	No, just one site.
--	--------------------

## 12. SCHOOL SITES

Please list the sites where the school will operate for the upcoming school year.

	Physical Address	Phone Number	District/CSD	Grades Served at Site (K-5, 6-9, etc.)	Receives Rental Assistance	Rental Assistance for Which Grades (write N/A if applicable)
Site 1 (same as primary site)	732 Henry Street Brooklyn, NY 11231	718-858-7813	NYC CSD 15	K-8	No	N/A
Site 2						
Site 3						

### 12a. Please provide the contact information for Site 1.

	Name	Work Phone	Alternate Phone	Email Address
School Leader	Hannah Prussin	718-858-7813	██████████	<a href="mailto:hprussin@paveschools.org">hprussin@paveschools.org</a>
Operational Leader	Dawn Antoine	718-858-7813	██████████	<a href="mailto:dantoine@paveschools.org">dantoine@paveschools.org</a>
Compliance Contact	Meera Parikh	718-858-7813	██████████	<a href="mailto:mparikh@paveschools.org">mparikh@paveschools.org</a>
Complaint Contact	Spencer Robertson	718-858-7813	██████████	<a href="mailto:srobertson@paveschools.org">srobertson@paveschools.org</a>
DASA Coordinator	Christina Raniolo	718-858-7813	██████████	<a href="mailto:craniolo@paveschools.org">craniolo@paveschools.org</a>

**m1. Are any sites in co-located space? If yes, please proceed to the next question.** No

**IF LOCATED IN PRIVATE SPACE IN NYC OR DISTRICTS OUTSIDE NYC**

**m3. Upload a current Certificate of Occupancy (COO) for each school site that is located in private space in NYC or located outside of NYC. Except for schools in district space (co-location space), school must provide a copy of the annual fire inspection report.**

**Site 1 Certificate of Occupancy (COO)**

<https://nysed-cso-reports.fluidreview.com/resp/17430857/yFPTXS6fVy/>

**Site 1 Fire Inspection Report**

<https://nysed-cso-reports.fluidreview.com/resp/17430857/nBjtmqxAKU/>

**Site 2 Certificate of Occupancy**

(No response)

**Site 2 Fire Inspection Report**

(No response)

**Site 3 Certificate of Occupancy**

(No response)

**Site 3 Fire Inspection Report**

(No response)

**n1. Were there any revisions to the school's charter during the 2017-18 school year? (Please include approved or pending material and non-material charter revisions).** No

**o. Name and Position of Individual(s) Who Completed this Annual Report.** Meera Parikh, Director of Network Operations and Analytics

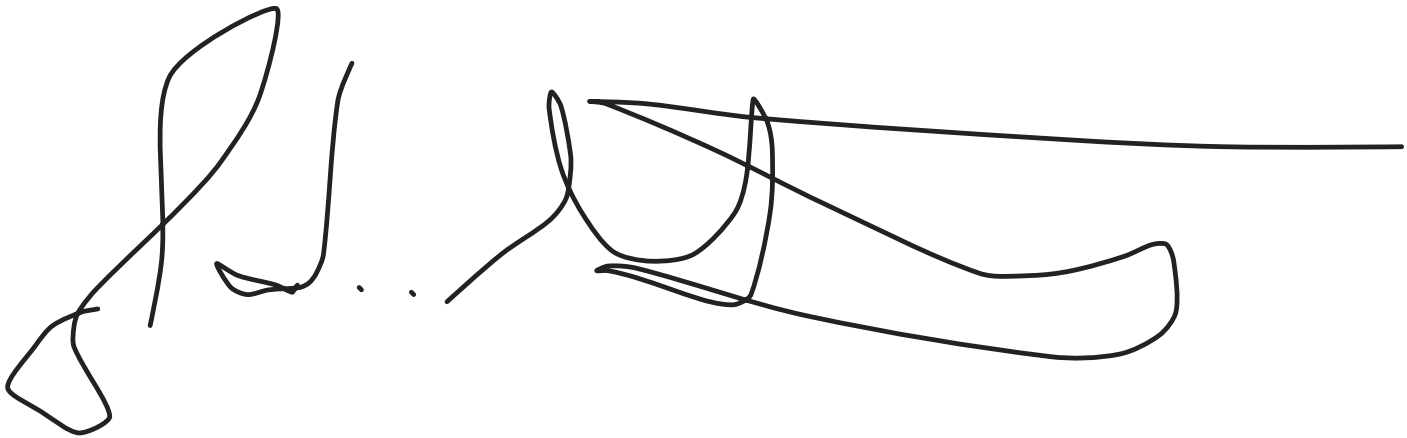
**p. Our signatures (Head of School and Board President) below attest that all of the information contained herein is truthful and accurate and that this charter school is in compliance with all aspects of its charter, and with all pertinent Federal, State, and local laws, regulations, and rules. We understand that if any information in any part of this report is found to have been deliberately misrepresented, that will constitute grounds for the revocation of our charter. Check **YES** if you agree and then use the mouse on your PC or the stylist on your mobile device to sign your name).**

Yes

**Signature, Head of Charter School**

A handwritten signature in black ink, consisting of two parts. The first part is a cursive name that appears to be 'James'. The second part is a stylized signature that appears to be 'R.H.'.

**Signature, President of the Board of Trustees**

A handwritten signature in black ink, consisting of two parts. The first part is a cursive name that appears to be 'John'. The second part is a stylized signature that appears to be 'R.H.'.

**Date**

2018/07/30

**Thank you.**

# LUND FIRE PRODUCTS COMPANY, INC.

"Fire Protection is Our Business"

40-33 215th PLACE · BAYSIDE, N. Y. 11361

Tel. (718) 423-1900

CUSTOMER I.D. # 4061

## Certificate of Inspection

For the semi-annual service of 3 GALLON ANSUL FIRE EXTINGUISHERS SYSTEM

Completed on: SEPTEMBER 2017

EXPIRATION DATE: MARCH 2018

For the Premises: PAVE ACADEMY CHARTER SCHOOL

Located at: 732 HENRY STREET  
BROOKLYN, NY 11230

All work done in accordance with N.F.P.A. Regulations and All Authorities Having Jurisdiction.  
Certificate and inspection void upon change of owner and non receipt of payment.  
Lund Fire Products

BY: NAME AND TITLE

FIRE DEPARTMENT, CITY OF NEW YORK

PERMIT

BUREAU OF FIRE PREVENTION

ACCOUNT NUMBER	TYPE	A.P.	D.O.	ADM. CO.	ISSUANCE DATE	PERMIT EXPIRES
33008152	10	P	11	L131	10/11/17	09/18
PREMISES ADDRESS					ACCOUNT NAME	

732 HENRY ST  
BROOKLYN, NY 11231

PACS 732 HENRY LLC

ITEM CODE	SUB CODE	QTY	DESCRIPTION	FLOOR NO.	FEE
616	00	14	AC/REFRIG>5HP AND/OR ROOF/CEIL		PAID
616	03	1	AC/REFRIG < 5 H.P. ROOF/CEIL		PAID

PERMIT TYPE

1

- 1=REGULAR
- 2=SUPPLEMENTAL
- 3=DUPLICATE

PACS 732 HENRY LLC  
732 HENRY ST  
BROOKLYN NY 11231-3229

ANNUAL FEE PAID



2-MC QUAY W/4 COMP EA,2 MC QUAY W/3  
COMP EA,1-AON ROOF

BY ORDER OF THE COMMISSIONER

FIRE DEPARTMENT, CITY OF NEW YORK - BUREAU OF FIRE PREVENTION



PERMIT IS NOT TRANSFERABLE TO ANY OTHER PERSON, FIRM OR CORPORATION AND MAY BE REVOKED AT ANY TIME BY THE FIRE COMMISSIONER

PERMIT SHALL BE PROMINENTLY DISPLAYED ALL TIMES ON PREMISES

FIRE DEPARTMENT • CITY OF NEW YORK  
BUREAU OF FIRE PREVENTION  
9 METROTECH CENTER, BROOKLYN, N.Y. 11201

FPIMS Acct. # 35250331 Date 3-29-18

Premises Address 732 HENRY STREET

Test conducted by ALL STATE SPRINKLER

of the TWO STANDPIPE FIRE DEPT CONNECTIONS System(s)

was witnessed by a representative of this Department and found to be SATISFACTORY

~~UNSATISFACTORY~~ in accordance with regulations of this Department.

Insp. Name JAMES Badge # 150

ORIGINAL TEST DATE, IF RETESTED:

BY ORDER OF CHIEF OF FIRE PREVENTION

RONALD SPADAFORA

**VOID IF ALTERED OR CORRECTED**

M25-5 (REV. 9/14)



# Certificate of Occupancy

**CO Number: 320245276F**

This certifies that the premises described herein conforms substantially to the approved plans and specifications and to the requirements of all applicable laws, rules and regulations for the uses and occupancies specified. No change of use or occupancy shall be made unless a new Certificate of Occupancy is issued. *This document or a copy shall be available for inspection at the building at all reasonable times.*

<b>A.</b> Borough: Brooklyn Address: 732 HENRY STREET Building Identification Number (BIN): 3397377	<b>Block Number:</b> 00539	<b>Certificate Type:</b> Final
	<b>Lot Number(s):</b> 24	<b>Effective Date:</b> 06/28/2013
	<b>Building Type:</b> New	

This building is subject to this Building Code: 2008 Code

*For zoning lot metes & bounds, please see BISWeb.*

<b>B.</b> Construction classification:	2-B	(2008 Code)
Building Occupancy Group classification:	E	(2008 Code)
Multiple Dwelling Law Classification:	None	
No. of stories:	3	Height in feet: 45
		No. of dwelling units: 0

**C.** Fire Protection Equipment:  
None associated with this filing.


**D.** Type and number of open spaces:  
None associated with this filing.

**E.** This Certificate is issued with the following legal limitations  
None

**Borough Comments:** None



Borough Commissioner



Commissioner

*Certificate of Occupancy*

CO Number: 320245276F

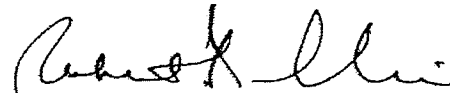
**Permissible Use and Occupancy**

All Building Code occupancy group designations below are 2008 designations.

Floor From To	Maximum persons permitted	Live load lbs per sq. ft.	Building Code occupancy group	Dwelling or Rooming Units	Zoning use group	Description of use
001	0	OG	A-3		3	SCHOOL ACCESSORY LOBBY
001	9	OG	A-3		3	SCHOOL MECHANICAL ROOMS (ACCESSORY)
001	18	OG	S-2		3	SCHOOL ACCESSORY OFFICE
001	387	OG	B		3	SCHOOL ACCESSORY GYM
001	113	OG	E		3	SCHOOL ACCESSORY PLAY YARD
001	94	OG	E		3	2 CLASSROOMS - SCHOOL
001	158	OG	A-3		3	SCHOOL ACCESSORY CAFETERIA
001	4	OG	F-2		3	SCHOOL NON-RESIDENTIAL KITCHENS (ACCESSORY)
001		OG	B		3	SCHOOL ACCESSORY BICYCLE STORAGE 4 SPACES 60 SF
002	1		S-2		3	SCHOOL ACCESSORY STORAGE
002	10	50	B		3	SCHOOL ACCESSORY OFFICES
002	260	40	E		3	CLASSROOMS - SCHOOL
003	351	40	E		3	11 CLASSROOMS - SCHOOL



Borough Commissioner



Commissioner

*Certificate of Occupancy*

CO Number: 320245276F

**Permissible Use and Occupancy**

All Building Code occupancy group designations below are 2008 designations.

Floor From To	Maximum persons permitted	Live load lbs per sq. ft.	Building Code occupancy group	Dwelling or Rooming Units	Zoning use group	Description of use
003	10	50	B		3	SCHOOL ACCESSORY OFFICES
PEN	2		S-2		3	MECHANICAL
<p>NOTE: THESE PREMISES HAVE BEEN DECLARED TO BE SUBJECT TO THEIR PROVISIONS OF SECTION 12-10 ZONING RESOLUTIONS AS TO ZONING LOT OWNERSHIP AS FILED WITH CITY REGISTERS OFFICE CRFN# 2010000432106 &amp; 2010000432107</p>						
<p><b>END OF SECTION</b></p>						



Borough Commissioner



Commissioner



# Entry 2 NYS School Report Card Link

Created: 07/09/2018 • Last updated: 07/30/2018

## PAVE ACAD CS (SUNY TRUSTEES)

**1. CHARTER AUTHORIZER (As of June 30th, 2018)** SUNY-Authorized Charter School

(For technical reasons, please re-select authorizer name from the drop down menu).

## 2. NEW YORK STATE REPORT CARD

**Provide a direct URL or web link to the most recent New York State School Report Card for the charter school (See <https://reportcards.nysed.gov/>).**

(Charter schools completing year one will not yet have a School Report Card or link to one. Please type "URL is not available" in the space provided).

<https://data.nysed.gov/reportcard.php?instid=800000061098&year=2017&createreport=1&enrollment=1&avgclasssize=1&freelunch=1&attendance=1&suspensions=1&teacherqual=1&teacherturnover=1&staffcounts=1&38ELA=1&38MATH=1&48SCI=1&lep=1&naep=1&regents=1&nyseplat=1&elemELA=1&elemMATH=1&elemSci=1&unweighted=1>



# Entry 4 Expenditures per Child

Created: 07/19/2018 • Last updated: 07/30/2018

## PAVE ACAD CS (SUNY TRUSTEES)Section Heading

### Financial Information

This information is required of ALL charter schools. Provide the following measures of fiscal performance of the charter school in Appendix B (Total Expenditures and Administrative Expenditures Per Child):

### 1. Total Expenditures Per Child

To calculate '**Total Expenditures per Child**' take total expenditures (from the unaudited 2017-18 Schedule of Functional Expenses) and divide by the year end FTE student enrollment. (Integers Only. No dollar signs or commas).

**Note:** *The information on the Schedule of Functional Expenses on pages 41-43 of the Audit Guide can help schools locate the amounts to use in the two per pupil calculations:* <http://www.p12.nysed.gov/psc/AuditGuide.html>

Line 1: Total Expenditures	8780423
Line 2: Year End FTE student enrollment	483
Line 3: Divide Line 1 by Line 2	18171

## 2. Administrative Expenditures per Child

To calculate **'Administrative Expenditures per Child'** To calculate "Administrative Expenditures per Child" first *add* together the following:

1. Take the relevant portion from the 'personnel services cost' row and the 'management and general' column (from the unaudited 2017-18 Schedule of Functional Expenses)
2. Any contracted administrative/management fee paid to other organizations or corporations
3. Take the total from above and divide it by the year-end FTE enrollment. The relevant portion that must be included in this calculation is defined as follows:

Administrative Expenditures: Administration and management of the charter school includes the activities and personnel of the offices of the chief school officer, the finance or business offices, school operations personnel, data management and reporting, human resources, technology, etc. It also includes those administrative and management services provided by other organizations or corporations on behalf of the charter school for which the charter school pays a fee or other compensation. Do not include the FTE of personnel whose role is to directly support the instructional program.

### Notes:

***The information on the Schedule of Functional Expenses on pages 41-43 of the Audit Guide can help schools locate the amounts to use in the two per pupil calculations:***

***<http://www.p12.nysed.gov/psc/AuditGuide.html>.***

**Employee benefit costs or expenditures should not be reported in the above calculations.**

Line 1: Relevant Personnel Services Cost (Row)	252299
Line 2: Management and General Cost (Column)	170940
Line 3: Sum of Line 1 and Line 2	423239
Line 5: Divide Line 3 by the Year End FTE student enrollment	876

***Thank you.***



**GENERAL INSTRUCTIONS FOR  
ANNUAL BUDGET/QUARTERLY REPORT**

**TEMPLATE TABS**

**1- GRAY tab contains the Instructions**




<a href="#">Instructions</a>	Provides description of tabs and input requirements.
<a href="#">Funding by District</a>	Charter School Tuition Rates

**2- BLUE tabs require input of information**

<a href="#">1.) Name of School</a>	>Select school name from list. >Enter contact information.
<a href="#">2.) Enrollment</a>	Enter enrollment information for Annual Budget (& Revisions) and Quarterly Actuals. Includes: >Enrollment by Grade >Enrollment by District
<a href="#">3.) Staffing Plan</a>	Enter staffing plan information for Annual Budget (& Revisions) and Quarterly Actuals. Includes: >Full Time Equivalent (FTE), by Position Category, By Quarter
<a href="#">4.) Yearly Budget</a>	Enter Yearly Budget information. Includes: >"Pior Year" column may be completed based upon preliminary data, and adjusted with Annual Audited data when the Quarter 2 Actuals are being submitted. (Note: Quarterly Revenue allocation may be set) >Budgeted Enrollment data and Per Pupil Revenue for the current year are populated based upon input on tab "2.) Enrollment." >Budgeted FTE for current year is populated based upon input on tab "3.) Staffing Plan." >All other sources of revenue >All expenses >Budget Revisions, as necessary and <i>approved</i> by the school's Board of Directors, should be submitted when submitting Quarterly Actuals.
<a href="#">5.) Balance Sheet</a>	Enter Balance Sheet information for EdCorps. Separate schools merged into a primary EdCorp should NOT use this tab. >"Pior Year" column may be completed based upon preliminary data, and adjusted with Annual Audited data when the Quarter 2 Actuals are being submitted.

<a href="#">6.) Quarterly Report</a>	Enter Actual Quarterly Report information . Includes: >Actual Enrollment data and Per Pupil Revenue for the current year are populated based upon input on tab "2.) Enrollment." >Actual FTE for current year is populated based upon input on tab "3.) Staffing Plan." >All other sources of revenue >All expenses
<a href="#">7.) Annual Report Requirement</a>	Complete when submitting Actual Quarter 4.

**CELL COLORS & GUIDANCE COMMENTS**

-  = Enter information into the light BLUE shaded cells.
-  = Cells labeled in ORANGE containe guidance regarding the input of information.
-  = Cells containing RED triangles in the upper right corner contain "guidance comments" on that particular line item. Please "mouse-over" the triangle to reveal each comment.



**Charter Funding Alphabetical By NYS School District  
\* (Sum of Charter School Basic Tuition and Supplemental Basic Tuition)**



## ANNUAL BUDGET & QUARTERLY REPORT TEMPLATE

### PAVE Academy Charter School

#### SCHOOL

<b>Name:</b>	PAVE Academy Charter School
--------------	-----------------------------

#### CONTACT INFORMATION

<b>Contact Name:</b>	Lisa Lurie
<b>Contact Title:</b>	Managing Director, Finance
<b>Contact Email:</b>	llurie@paveschools.org
<b>Contact Phone:</b>	718-858-7813

#### REPORT PERIOD

<b>Current Academic Year:</b>	2018-19
<b>Prior Academic Year:</b>	2017-18

**PAVE ACADEMY CHARTER SCHOOL  
2018-19**

**ENROLLMENT BY GRADES**

<b>GRADES</b>	<b>K</b>	<b>1</b>	<b>2</b>	<b>3</b>	<b>4</b>	<b>5</b>	<b>6</b>	<b>7</b>
<b>INITIAL BUDGETED ENROLLMENT</b>	57	57	56	53	54	55	53	54
<b>TOTAL ENROLLMENT = 485</b>								

**ENROLLMENT BY DISTRICT**

	<b>PRIOR YEAR</b>	<b>ANNUAL BUDGET</b>						
	<b>ACTUAL</b>	<b>TOTAL DISTRICTS/ENROLLMENT BY QUARTER</b>						
		<b>QUARTER 1</b>		<b>QUARTER 2</b>		<b>QUARTER 3</b>		<b>QUAR</b>
		Original	<i>Revised</i>	Original	<i>Revised</i>	Original	<i>Revised</i>	Original
<b>NUMBER OF SCHOOL DISTRICTS ENROLLED:</b>	1	1	0	1	0	1	0	1
<b>NUMBER OF STUDENTS ENROLLED:</b>	483	485	0	485	0	485	0	485

*\*NOTE: If there are NO budget revisions at the time of quarterly submittal leave the 'REVISED COMPLETELY BLANK. If budget revisions ARE made, the entire "REVISED" budget columns affected quarter(s) must be completed on tabs 2, 3 and 4.*

	<b>PRIOR YEAR</b>	<b>ANNUAL BUDGET</b>						
	<b>2017-18</b>	<b>QUARTER 1</b>		<b>QUARTER 2</b>		<b>QUARTER 3</b>		<b>QUAR</b>
<b>PRIMARY/OTHER</b>	<b>DISTRICT NAME(S)</b>	Original Budgeted Enrollment	<i>Revised Budgeted Enrollment</i>	Original Budgeted Enrollment	<i>Revised Budgeted Enrollment</i>	Original Budgeted Enrollment	<i>Revised Budgeted Enrollment</i>	Original Budgeted Enrollment
PRIMARY District	NYC CHANCELLOR'S OFFICE	485		485		485		485
SECONDARY District	(Select from drop-down list) →							







**PLAN - FULL TIME EQUIVALENT**

**STAFFING PLAN - FULL TIME EQUIVALENT ("FTE")**

*\*NOTE: Enter the number of FTE positions in the "blue" cells.*

*\*NOTE: Enter the number of FTE positions in the "blue" cells.*

*\*NOTE: If there are NO budget revisions at the time of quarterly submittal leave the 'REVISED' Column(s) COMPLETELY BLANK.*

ADMINISTRATIVE PERSONNEL FTE	ADMINISTRATIVE PERSONNEL FTE
Executive Management	Executive Management
Instructional Management	Instructional Management
Deans, Directors & Coordinators	Deans, Directors & Coordinators
CFO / Director of Finance	CFO / Director of Finance
Operation / Business Manager	Operation / Business Manager
Administrative Staff	Administrative Staff
<b>TOTAL ADMINISTRATIVE STAFF</b>	<b>TOTAL ADMINISTRATIVE STAFF</b>

PRIOR YEAR
2017-18
ACTUAL
0.0
2.0
12.0
0.0
2.0
0.0
16.0

ANNUAL BUDGETED FTE							
Q1		Q2		Q3		Q4	
Original	Revised	Original	Revised	Original	Revised	Original	Revised
0.0		0.0		0.0		0.0	
3.0		3.0		3.0		3.0	
14.0		14.0		14.0		14.0	
0.0		0.0		0.0		0.0	
0.0		0.0		0.0		0.0	
0.0		0.0		0.0		0.0	
17.0	0.0	17.0	0.0	17.0	0.0	17.0	0.0

INSTRUCTIONAL PERSONNEL FTE	INSTRUCTIONAL PERSONNEL FTE
Teachers - Regular	Teachers - Regular
Teachers - SPED	Teachers - SPED
Substitute Teachers	Substitute Teachers
Teaching Assistants	Teaching Assistants
Specialty Teachers	Specialty Teachers
Aides	Aides
Therapists & Counselors	Therapists & Counselors
Other	Other
<b>TOTAL INSTRUCTIONAL</b>	<b>TOTAL INSTRUCTIONAL</b>

PRIOR YEAR
2017-18
ACTUAL
29.0
5.0
0.0
2.0
4.0
0.0
2.0
0.0
42.0

ANNUAL BUDGETED FTE							
Q1		Q2		Q3		Q4	
Original	Revised	Original	Revised	Original	Revised	Original	Revised
33.0		33.0		33.0		33.0	
6.0		6.0		6.0		6.0	
0.0		0.0		0.0		0.0	
0.0		0.0		0.0		0.0	
3.5		3.5		3.5		3.5	
0.0		0.0		0.0		0.0	
2.0		2.0		2.0		2.0	
0.0		0.0		0.0		0.0	
44.5	0.0	44.5	0.0	44.5	0.0	44.5	0.0

NON-INSTRUCTIONAL PERSONNEL FTE	NON-INSTRUCTIONAL PERSONNEL FTE
Nurse	Nurse
Librarian	Librarian
Custodian	Custodian
Security	Security
Other	Other
<b>TOTAL NON-INSTRUCTIONAL</b>	<b>TOTAL NON-INSTRUCTIONAL</b>

PRIOR YEAR
2017-18
ACTUAL
0.0
0.0
0.0
0.0
0.0
0.0

ANNUAL BUDGETED FTE							
Q1		Q2		Q3		Q4	
Original	Revised	Original	Revised	Original	Revised	Original	Revised
0.0		0.0		0.0		0.0	
0.0		0.0		0.0		0.0	
0.0		0.0		0.0		0.0	
0.0		0.0		0.0		0.0	
0.0		0.0		0.0		0.0	
0.0	0.0	0.0	0.0	0.0	0.0	0.0	0.0

TOTAL PERSONNEL SERVICE FTE	TOTAL PERSONNEL SERVICE FTE
58.0	58.0

58.0
------

ANNUAL BUDGETED FTE							
Q1		Q2		Q3		Q4	
Original	Revised	Original	Revised	Original	Revised	Original	Revised
61.5	0.0	61.5	0.0	61.5	0.0	61.5	0.0

**PAVE ACADEMY CHARTER SCH  
2018-19**

**PLAN - FULL TIME EQUIVALE**

*\*NOTE: Enter the number of FTE positions in the "blue" cells.*

*ld be input.*

*\*NOTE: State the assumptions that are being made for personnel FTE levels.*

<b>ADMINISTRATIVE PERSONNEL FTE</b>	
	<b>Q4</b>
	<b>Actual</b>
Executive Management	
Instructional Management	
Deans, Directors & Coordinators	
CFO / Director of Finance	
Operation / Business Manager	
Administrative Staff	
<b>TOTAL ADMINISTRATIVE STAFF</b>	0.0

<b>Description of Assumptions</b>	

<b>INSTRUCTIONAL PERSONNEL FTE</b>	
	<b>Q4</b>
	<b>Actual</b>
Teachers - Regular	
Teachers - SPED	
Substitute Teachers	
Teaching Assistants	
Specialty Teachers	
Aides	
Therapists & Counselors	
Other	
<b>TOTAL INSTRUCTIONAL</b>	0.0

<b>Description of Assumptions</b>	

<b>NON-INSTRUCTIONAL PERSONNEL FTE</b>	
	<b>Q4</b>
	<b>Actual</b>
Nurse	
Librarian	
Custodian	
Security	
Other	
<b>TOTAL NON-INSTRUCTIONAL</b>	0.0

<b>Description of Assumptions</b>	

<b>TOTAL PERSONNEL SERVICE FTE</b>	0.0
------------------------------------	-----

--



**PAVE ACADEMY CHARTER SCHOOL  
Budget / Operating Plan  
2018-19**

<b>Total Revenue</b>	8,891,646	2,324,064	-	-	2,324,064	-	-	2,324,064
<b>Total Expenses</b>	8,738,244	2,319,638	-	-	2,319,638	-	-	2,319,638
<b>Net Income</b>	153,403	4,426	-	-	4,426	-	-	4,425
<b>Actual Student Enrollment</b>	483	485	-	-	485	-	-	485

	Prior Year Actual	1st Quarter - 7/1 - 9/30			2nd Quarter - 10/1 - 12/31			3rd Quarter
	2017-18 Revenue Per Pupil	Original Budget	Revised Budget	Variance	Original Budget	Revised Budget	Variance	Original Budget

**REVENUE**

**REVENUES FROM STATE SOURCES**

		Allocate Per Pupil Revenue by Quarter	<i>*NOTE: If there are NO budget revisions at the time of quarterly submittal leave If budget revisions ARE made, the entire "REVISED" budget columns for the affected</i>							
2018-19		PPR %/Qtr->	25.0%	25.0%			25.0%	25.0%		
<b>Per Pupil Revenue</b>	<b>Per Pupil Rate</b>									
NYC CHANCELLOR'S OFFICE	15,307	7,019,466	1,855,974	-	-	-	1,855,974	-	-	1,855,974
-										
-										
-										
-										
-										
-										
-										
-										
-										
-										
-										
-										
-										
-										
-										
-										
-										
ALL OTHER School Districts: ( Weighted Avg )										
TOTAL Per Pupil Revenue (Weighted Average Per Pupil Funding)	15,307	7,019,466	1,855,974	-	-	-	1,855,974	-	-	1,855,974
Special Education Revenue		970,883	245,903				245,903			245,903
Grants										
Stimulus										
DYCD (Department of Youth and Community Development)										
Other										
NYC DoE Rental Assistance										
Other		173,976	64,184				64,184			64,184
<b>TOTAL REVENUE FROM STATE SOURCES</b>		8,164,325	2,166,061	-	-	-	2,166,061	-	-	2,166,061

**REVENUE FROM FEDERAL FUNDING**

IDEA Special Needs		71,845	13,216				13,216			13,216
Title I		157,676	39,496				39,496			39,496

**PAVE ACADEMY CHARTER SCHOOL**  
**Budget / Operating Plan**  
**2018-19**

<b>Total Revenue</b>	<b>8,891,646</b>	<b>2,324,064</b>	-	-	<b>2,324,064</b>	-	-	<b>2,324,064</b>
<b>Total Expenses</b>	<b>8,738,244</b>	<b>2,319,638</b>	-	-	<b>2,319,638</b>	-	-	<b>2,319,638</b>
<b>Net Income</b>	<b>153,403</b>	<b>4,426</b>	-	-	<b>4,426</b>	-	-	<b>4,425</b>
<b>Actual Student Enrollment</b>	<b>483</b>	<b>485</b>	-	-	<b>485</b>	-	-	<b>485</b>
	<b>Prior Year Actual</b>	<b>1st Quarter - 7/1 - 9/30</b>			<b>2nd Quarter - 10/1 - 12/31</b>			<b>3rd Q</b>
	<b>2017-18</b>	<b>Original</b>	<b>Revised</b>	<b>Variance</b>	<b>Original</b>	<b>Revised</b>	<b>Variance</b>	<b>Original</b>
	<b>Revenue Per Pupil</b>	<b>Budget</b>	<b>Budget</b>		<b>Budget</b>	<b>Budget</b>		<b>Budget</b>
Title Funding - Other	79,377	9,974		-	9,974		-	9,974
School Food Service (Free Lunch)	362,036	87,567		-	87,567		-	87,567
Grants								
Charter School Program (CSP) Planning & Implementation				-			-	
Other				-			-	
Other				=			=	
<b>TOTAL REVENUE FROM FEDERAL SOURCES</b>	<b>670,934</b>	<b>150,253</b>	<b>-</b>	<b>-</b>	<b>150,253</b>	<b>-</b>	<b>-</b>	<b>150,253</b>
<b>LOCAL and OTHER REVENUE</b>								
Contributions and Donations	37,188	1,500		-	1,500		-	1,500
Fundraising				-			-	
Erate Reimbursement	5,000	5,000		-	5,000		-	5,000
Earnings on Investments				-			-	
Interest Income	579			-			-	
Food Service (Income from meals)				-			-	
Text Book				-			-	
OTHER	13,620	1,250		=	1,250		=	1,250
<b>TOTAL REVENUE FROM LOCAL and OTHER SOURCES</b>	<b>56,387</b>	<b>7,750</b>	<b>-</b>	<b>-</b>	<b>7,750</b>	<b>-</b>	<b>-</b>	<b>7,750</b>
<b>TOTAL REVENUE</b>	<b>8,891,646</b>	<b>2,324,064</b>	<b>=</b>	<b>=</b>	<b>2,324,064</b>	<b>=</b>	<b>=</b>	<b>2,324,064</b>

**PAVE ACADEMY CHARTER SCHOOL**  
**Budget / Operating Plan**  
**2018-19**

<b>Total Revenue</b>	<b>8,891,646</b>	<b>2,324,064</b>	-	-	<b>2,324,064</b>	-	-	<b>2,324,064</b>
<b>Total Expenses</b>	<b>8,738,244</b>	<b>2,319,638</b>	-	-	<b>2,319,638</b>	-	-	<b>2,319,638</b>
<b>Net Income</b>	<b>153,403</b>	<b>4,426</b>	-	-	<b>4,426</b>	-	-	<b>4,425</b>
<b>Actual Student Enrollment</b>	<b>483</b>	<b>485</b>	-	-	<b>485</b>	-	-	<b>485</b>

	Prior Year Actual 2017-18 Revenue Per Pupil	1st Quarter - 7/1 - 9/30			2nd Quarter - 10/1 - 12/31			3rd Q
		Original Budget	Revised Budget	Variance	Original Budget	Revised Budget	Variance	Original Budget

**EXPENSES**

**ADMINISTRATIVE STAFF PERSONNEL COSTS**

Avg. No.  
of Positions

Executive Management	-	-	-	-	-	-	-	-
Instructional Management	3.00	307,597	108,024	-	108,024	-	-	108,024
Deans, Directors & Coordinators	14.00	1,226,531	303,130	-	303,130	-	-	303,130
CFO / Director of Finance	-	-	-	-	-	-	-	-
Operation / Business Manager	-	-	-	-	-	-	-	-
Administrative Staff	-	-	-	-	-	-	-	-
<b>TOTAL ADMINISTRATIVE STAFF</b>	<b>17.00</b>	<b>1,534,128</b>	<b>411,154</b>	<b>-</b>	<b>411,154</b>	<b>-</b>	<b>-</b>	<b>411,154</b>

**INSTRUCTIONAL PERSONNEL COSTS**

Teachers - Regular	33.00	2,261,149	610,694	-	610,694	-	-	610,694
Teachers - SPED	6.00	355,546	107,659	-	107,659	-	-	107,659
Substitute Teachers	-	-	-	-	-	-	-	-
Teaching Assistants	-	-	-	-	-	-	-	-
Specialty Teachers	3.50	344,453	75,368	-	75,368	-	-	75,368
Aides	-	-	-	-	-	-	-	-
Therapists & Counselors	2.00	169,954	44,793	-	44,793	-	-	44,793
Other	-	8,664	-	-	-	-	-	-
<b>TOTAL INSTRUCTIONAL</b>	<b>44.50</b>	<b>3,139,766</b>	<b>838,513</b>	<b>-</b>	<b>838,513</b>	<b>-</b>	<b>-</b>	<b>838,513</b>

**NON-INSTRUCTIONAL PERSONNEL COSTS**

Nurse	-	-	-	-	-	-	-	-
Librarian	-	-	-	-	-	-	-	-
Custodian	-	-	-	-	-	-	-	-
Security	-	-	-	-	-	-	-	-
Other	-	-	-	-	-	-	-	-
<b>TOTAL NON-INSTRUCTIONAL</b>	<b>-</b>	<b>-</b>	<b>-</b>	<b>-</b>	<b>-</b>	<b>-</b>	<b>-</b>	<b>-</b>

**SUBTOTAL PERSONNEL SERVICE COSTS**

	61.50	4,673,894	1,249,667	-	1,249,667	-	-	1,249,667
--	-------	-----------	-----------	---	-----------	---	---	-----------

**PAVE ACADEMY CHARTER SCHOOL**  
**Budget / Operating Plan**  
**2018-19**

<b>Total Revenue</b>	<b>8,891,646</b>	<b>2,324,064</b>	-	-	<b>2,324,064</b>	-	-	<b>2,324,064</b>
<b>Total Expenses</b>	<b>8,738,244</b>	<b>2,319,638</b>	-	-	<b>2,319,638</b>	-	-	<b>2,319,638</b>
<b>Net Income</b>	<b>153,403</b>	<b>4,426</b>	-	-	<b>4,426</b>	-	-	<b>4,425</b>
<b>Actual Student Enrollment</b>	<b>483</b>	<b>485</b>	-	-	<b>485</b>	-	-	<b>485</b>

	Prior Year Actual 2017-18 Revenue Per Pupil	1st Quarter - 7/1 - 9/30			2nd Quarter - 10/1 - 12/31			3rd Q
		Original Budget	Revised Budget	Variance	Original Budget	Revised Budget	Variance	Original Budget

**PAYROLL TAXES AND BENEFITS**

Payroll Taxes	377,317	102,794		-	102,794		-	102,794
Fringe / Employee Benefits	666,919	181,586		-	181,586		-	181,586
Retirement / Pension	59,203	15,806		-	15,806		-	15,806
<b>TOTAL PAYROLL TAXES AND BENEFITS</b>	<b>1,103,440</b>	<b>300,186</b>	-	-	<b>300,186</b>	-	-	<b>300,186</b>

**TOTAL PERSONNEL SERVICE COSTS**

61.50

	5,777,334	1,549,853	-	-	1,549,853	-	-	1,549,853
--	-----------	-----------	---	---	-----------	---	---	-----------

**CONTRACTED SERVICES**

Accounting / Audit	35,406	9,790		-	9,790		-	9,790
Legal	8,437	3,000		-	3,000		-	3,000
Management Company Fee	813,529	215,668		-	215,668		-	215,668
Nurse Services	-	-		-	-		-	-
Food Service / School Lunch	379,815	100,703		-	100,703		-	100,703
Payroll Services	52,212	14,214		-	14,214		-	14,214
Special Ed Services	-	-		-	-		-	-
Titlement Services (i.e. Title I)	-	-		-	-		-	-
Other Purchased / Professional / Consulting	101,620	14,000		-	14,000		-	14,000
<b>TOTAL CONTRACTED SERVICES</b>	<b>1,391,019</b>	<b>357,376</b>	-	-	<b>357,376</b>	-	-	<b>357,376</b>

**PAVE ACADEMY CHARTER SCHOOL**  
**Budget / Operating Plan**  
**2018-19**

<b>Total Revenue</b>	<b>8,891,646</b>	<b>2,324,064</b>	-	-	<b>2,324,064</b>	-	-	<b>2,324,064</b>
<b>Total Expenses</b>	<b>8,738,244</b>	<b>2,319,638</b>	-	-	<b>2,319,638</b>	-	-	<b>2,319,638</b>
<b>Net Income</b>	<b>153,403</b>	<b>4,426</b>	-	-	<b>4,426</b>	-	-	<b>4,425</b>
<b>Actual Student Enrollment</b>	<b>483</b>	<b>485</b>	-	-	<b>485</b>	-	-	<b>485</b>

Prior Year Actual 2017-18 Revenue Per Pupil	1st Quarter - 7/1 - 9/30			2nd Quarter - 10/1 - 12/31			3rd Q
	Original Budget	Revised Budget	Variance	Original Budget	Revised Budget	Variance	Original Budget

**SCHOOL OPERATIONS**

Board Expenses	-	-	-	-	-	-	-	-
Classroom / Teaching Supplies & Materials	83,353	21,750	-	-	21,750	-	-	21,750
Special Ed Supplies & Materials	8,667	2,263	-	-	2,263	-	-	2,263
Textbooks / Workbooks	61,775	12,375	-	-	12,375	-	-	12,375
Supplies & Materials other	-	-	-	-	-	-	-	-
Equipment / Furniture	31,176	13,661	-	-	13,661	-	-	13,661
Telephone	-	-	-	-	-	-	-	-
Technology	61,842	30,203	-	-	30,203	-	-	30,203
Student Testing & Assessment	32,445	9,795	-	-	9,795	-	-	9,795
Field Trips	62,328	13,850	-	-	13,850	-	-	13,850
Transportation (student)	19,040	5,063	-	-	5,063	-	-	5,063
Student Services - other	64,408	32,325	-	-	32,325	-	-	32,325
Office Expense	55,132	11,100	-	-	11,100	-	-	11,100
Staff Development	116,009	15,450	-	-	15,450	-	-	15,450
Staff Recruitment	26,500	8,000	-	-	8,000	-	-	8,000
Student Recruitment / Marketing	2,933	1,550	-	-	1,550	-	-	1,550
School Meals / Lunch	23,868	4,150	-	-	4,150	-	-	4,150
Travel (Staff)	12,139	2,125	-	-	2,125	-	-	2,125
Fundraising	-	-	-	-	-	-	-	-
Other	31,371	8,510	-	-	8,510	-	-	8,510
<b>TOTAL SCHOOL OPERATIONS</b>	<b>692,986</b>	<b>192,168</b>	-	-	<b>192,168</b>	-	-	<b>192,168</b>

**FACILITY OPERATION & MAINTENANCE**

Insurance	108,431	32,818	-	-	32,818	-	-	32,818
Janitorial	254,494	55,350	-	-	55,350	-	-	55,350
Building and Land Rent / Lease / Facility Finance Interest	-	-	-	-	-	-	-	-
Repairs & Maintenance	261,529	56,961	-	-	56,961	-	-	56,961
Equipment / Furniture	24,959	12,488	-	-	12,488	-	-	12,488
Security	77,278	17,875	-	-	17,875	-	-	17,875
Utilities	85,214	22,250	-	-	22,250	-	-	22,250
<b>TOTAL FACILITY OPERATION &amp; MAINTENANCE</b>	<b>811,905</b>	<b>197,741</b>	-	-	<b>197,741</b>	-	-	<b>197,741</b>

		PAVE ACADEMY CHARTER SCHOOL Budget / Operating Plan 2018-19							
Total Revenue	8,891,646	2,324,064	-	-	2,324,064	-	-	2,324,064	
Total Expenses	8,738,244	2,319,638	-	-	2,319,638	-	-	2,319,638	
Net Income	153,403	4,426	-	-	4,426	-	-	4,425	
Actual Student Enrollment	483	485	-	-	485	-	-	485	
	Prior Year Actual 2017-18 Revenue Per Pupil	1st Quarter - 7/1 - 9/30			2nd Quarter - 10/1 - 12/31			3rd Q	
		Original Budget	Revised Budget	Variance	Original Budget	Revised Budget	Variance	Original Budget	
DEPRECIATION & AMORTIZATION	65,000	16,250		-	16,250		-	16,250	
RESERVES / CONTINGENCY		6,250		-	6,250		-	6,250	
DEFERRED RENT		-			-			-	
TOTAL EXPENSES	<u>8,738,244</u>	<u>2,319,638</u>	-	-	<u>2,319,638</u>	-	-	<u>2,319,638</u>	
NET INCOME	<u>153,403</u>	<u>4,426</u>	-	-	<u>4,426</u>	-	-	<u>4,425</u>	

<b>PAVE ACADEMY CHARTER SCHOOL</b>									
<b>Budget / Operating Plan</b>									
<b>3rd C</b>									
<b>2018-19</b>									
	8,891,646	2,324,064	-	-	2,324,064	-	-	2,324,064	
Total Revenue									
Total Expenses									
Net Income									
Actual Student Enrollment									
	Prior Year Actual 2017-18 Revenue Per Pupil	1st Quarter - 7/1 - 9/30			2nd Quarter - 10/1 - 12/31			3rd C	
		Original Budget	Revised Budget	Variance	Original Budget	Revised Budget	Variance	Original Budget	
<b>ENROLLMENT - *School Districts Are Linked To Above Entries*</b>									
<b>Number of Districts:</b>									
NYC CHANCELLOR'S OFFICE	1	1	-	-	1	-	-	1	
-	483	485	-	-	485	-	-	485	
-	-	-	-	-	-	-	-	-	
-	-	-	-	-	-	-	-	-	
-	-	-	-	-	-	-	-	-	
-	-	-	-	-	-	-	-	-	
-	-	-	-	-	-	-	-	-	
-	-	-	-	-	-	-	-	-	
-	-	-	-	-	-	-	-	-	
-	-	-	-	-	-	-	-	-	
-	-	-	-	-	-	-	-	-	
-	-	-	-	-	-	-	-	-	
-	-	-	-	-	-	-	-	-	
-	-	-	-	-	-	-	-	-	
-	-	-	-	-	-	-	-	-	
-	-	-	-	-	-	-	-	-	
ALL OTHER School Districts: ( Weighted Avg )	-	-	-	-	-	-	-	-	
<b>TOTAL ENROLLMENT</b>	<b>483</b>	<b>485</b>	-	-	<b>485</b>	-	-	<b>485</b>	
<b>REVENUE PER PUPIL</b>	<b>18,409</b>	<b>4,792</b>	-	-	<b>4,792</b>	-	-	<b>4,792</b>	
<b>EXPENSES PER PUPIL</b>	<b>18,092</b>	<b>4,783</b>	-	-	<b>4,783</b>	-	-	<b>4,783</b>	

<b>Total Revenue</b>	-	-	<b>2,324,064</b>	-	-
<b>Total Expenses</b>	-	-	<b>2,319,638</b>	-	-
<b>Net Income</b>	-	-	<b>4,425</b>	-	-
<b>Actual Student Enrollment</b>	-	-	<b>485</b>	-	-
	<b>Quarter - 1/1 - 3/31</b>		<b>4th Quarter - 4/1 - 6/30</b>		
	<b>Revised Budget</b>	<b>Variance</b>	<b>Original Budget</b>	<b>Revised Budget</b>	<b>Variance</b>
<b>REVENUE</b>	Use the 'REVISED' Column(s) COMPLETELY BLANK. Unaudited quarter(s) must be completed on tabs 2, 3 and 4.				
<b>REVENUES FROM STATE SOURCES</b>	2018-19				
<b>Per Pupil Revenue</b>	Per Pupil Rate				
NYC CHANCELLOR'S OFFICE	15,307		25.0%	25.0%	25.0%
-	-	-	1,855,974	-	-
-	-	-	-	-	-
-	-	-	-	-	-
-	-	-	-	-	-
-	-	-	-	-	-
-	-	-	-	-	-
-	-	-	-	-	-
-	-	-	-	-	-
-	-	-	-	-	-
-	-	-	-	-	-
-	-	-	-	-	-
-	-	-	-	-	-
-	-	-	-	-	-
-	-	-	-	-	-
-	-	-	-	-	-
-	-	-	-	-	-
-	-	-	-	-	-
-	-	-	-	-	-
ALL OTHER School Districts: ( Weighted Avg )	-	-	-	-	-
TOTAL Per Pupil Revenue (Weighted Average Per Pupil Funding)	15,307	-	1,855,974	-	-
Special Education Revenue		-	245,903		-
Grants					
Stimulus		-			-
DYCD (Department of Youth and Community Development)		-			-
Other		-			-
NYC DoE Rental Assistance					
Other		=	64,184		=
<b>TOTAL REVENUE FROM STATE SOURCES</b>		-	2,166,061	-	-
<b>REVENUE FROM FEDERAL FUNDING</b>					
IDEA Special Needs		-	13,216		-
Title I		-	39,496		-



<b>Total Revenue</b>	-	-	<b>2,324,064</b>	-	-
<b>Total Expenses</b>	-	-	<b>2,319,638</b>	-	-
<b>Net Income</b>	-	-	<b>4,425</b>	-	-
<b>Actual Student Enrollment</b>	-	-	<b>485</b>	-	-
	<b>Quarter - 1/1 - 3/31</b>		<b>4th Quarter - 4/1 - 6/30</b>		
	<b>Revised Budget</b>	<b>Variance</b>	<b>Original Budget</b>	<b>Revised Budget</b>	<b>Variance</b>
Title Funding - Other		-	9,974		-
School Food Service (Free Lunch)		-	87,567		-
Grants					
Charter School Program (CSP) Planning & Implementation		-			-
Other		-			-
Other		=			=
<b>TOTAL REVENUE FROM FEDERAL SOURCES</b>	-	-	150,253	-	-
<b>LOCAL and OTHER REVENUE</b>					
Contributions and Donations		-	1,500		-
Fundraising		-			-
Erate Reimbursement		-	5,000		-
Earnings on Investments		-			-
Interest Income		-			-
Food Service (Income from meals)		-			-
Text Book		-			-
OTHER		=	1,250		=
<b>TOTAL REVENUE FROM LOCAL and OTHER SOURCES</b>	-	-	7,750	-	-
<b>TOTAL REVENUE</b>	=	=	<b>2,324,064</b>	=	=

<b>Total Revenue</b>		-	-	<b>2,324,064</b>	-	-
<b>Total Expenses</b>		-	-	<b>2,319,638</b>	-	-
<b>Net Income</b>		-	-	<b>4,425</b>	-	-
<b>Actual Student Enrollment</b>		-	-	<b>485</b>	-	-
		<b>Quarter - 1/1 - 3/31</b>		<b>4th Quarter - 4/1 - 6/30</b>		
		<b>Revised</b>		<b>Original</b>	<b>Revised</b>	
		<b>Budget</b>	<b>Variance</b>	<b>Budget</b>	<b>Budget</b>	<b>Variance</b>
<b>EXPENSES</b>						
<b>ADMINISTRATIVE STAFF PERSONNEL COSTS</b>		Avg. No. of Positions				
Executive Management	-	-	-	-	-	-
Instructional Management	3.00	-	-	108,024	-	-
Deans, Directors & Coordinators	14.00	-	-	303,130	-	-
CFO / Director of Finance	-	-	-	-	-	-
Operation / Business Manager	-	-	-	-	-	-
Administrative Staff	-	-	-	-	-	-
<b>TOTAL ADMINISTRATIVE STAFF</b>	<b>17.00</b>	-	-	<b>411,154</b>	-	-
<b>INSTRUCTIONAL PERSONNEL COSTS</b>						
Teachers - Regular	33.00	-	-	610,694	-	-
Teachers - SPED	6.00	-	-	107,659	-	-
Substitute Teachers	-	-	-	-	-	-
Teaching Assistants	-	-	-	-	-	-
Specialty Teachers	3.50	-	-	75,368	-	-
Aides	-	-	-	-	-	-
Therapists & Counselors	2.00	-	-	44,793	-	-
Other	-	-	-	-	-	-
<b>TOTAL INSTRUCTIONAL</b>	<b>44.50</b>	-	-	<b>838,513</b>	-	-
<b>NON-INSTRUCTIONAL PERSONNEL COSTS</b>						
Nurse	-	-	-	-	-	-
Librarian	-	-	-	-	-	-
Custodian	-	-	-	-	-	-
Security	-	-	-	-	-	-
Other	-	-	-	-	-	-
<b>TOTAL NON-INSTRUCTIONAL</b>	<b>-</b>	-	-	-	-	-
<b>SUBTOTAL PERSONNEL SERVICE COSTS</b>	<b>61.50</b>	-	-	<b>1,249,667</b>	-	-

<b>Total Revenue</b>		-	-	<b>2,324,064</b>	-	-
<b>Total Expenses</b>		-	-	<b>2,319,638</b>	-	-
<b>Net Income</b>		-	-	<b>4,425</b>	-	-
<b>Actual Student Enrollment</b>		-	-	<b>485</b>	-	-
		<b>Quarter - 1/1 - 3/31</b>		<b>4th Quarter - 4/1 - 6/30</b>		
		<b>Revised</b>		<b>Original</b>	<b>Revised</b>	
		<b>Budget</b>	<b>Variance</b>	<b>Budget</b>	<b>Budget</b>	<b>Variance</b>
<b>PAYROLL TAXES AND BENEFITS</b>						
Payroll Taxes			-	102,794		-
Fringe / Employee Benefits			-	181,586		-
Retirement / Pension			-	15,806		-
<b>TOTAL PAYROLL TAXES AND BENEFITS</b>		-	-	300,186	-	-
<b>TOTAL PERSONNEL SERVICE COSTS</b>				1,549,853		-
	61.50	-	-		-	-
<b>CONTRACTED SERVICES</b>						
Accounting / Audit			-	9,790		-
Legal			-	3,000		-
Management Company Fee			-	215,668		-
Nurse Services			-	-		-
Food Service / School Lunch			-	100,703		-
Payroll Services			-	14,214		-
Special Ed Services			-	-		-
Titlement Services (i.e. Title I)			-	-		-
Other Purchased / Professional / Consulting			-	14,000		-
<b>TOTAL CONTRACTED SERVICES</b>		-	-	357,376	-	-

<b>Total Revenue</b>	-	-	<b>2,324,064</b>	-	-
<b>Total Expenses</b>	-	-	<b>2,319,638</b>	-	-
<b>Net Income</b>	-	-	<b>4,425</b>	-	-
<b>Actual Student Enrollment</b>	-	-	<b>485</b>	-	-
	<b>Quarter - 1/1 - 3/31</b>		<b>4th Quarter - 4/1 - 6/30</b>		
	<b>Revised Budget</b>	<b>Variance</b>	<b>Original Budget</b>	<b>Revised Budget</b>	<b>Variance</b>
<b>SCHOOL OPERATIONS</b>					
Board Expenses		-	-		-
Classroom / Teaching Supplies & Materials		-	21,750		-
Special Ed Supplies & Materials		-	2,263		-
Textbooks / Workbooks		-	12,375		-
Supplies & Materials other		-	-		-
Equipment / Furniture		-	13,661		-
Telephone		-	-		-
Technology		-	30,203		-
Student Testing & Assessment		-	9,795		-
Field Trips		-	13,850		-
Transportation (student)		-	5,063		-
Student Services - other		-	32,325		-
Office Expense		-	11,100		-
Staff Development		-	15,450		-
Staff Recruitment		-	8,000		-
Student Recruitment / Marketing		-	1,550		-
School Meals / Lunch		-	4,150		-
Travel (Staff)		-	2,125		-
Fundraising		-	-		-
Other		=	8,510		=
<b>TOTAL SCHOOL OPERATIONS</b>	-	-	<b>192,168</b>	-	-
<b>FACILITY OPERATION &amp; MAINTENANCE</b>					
Insurance		-	32,818		-
Janitorial		-	55,350		-
Building and Land Rent / Lease / Facility Finance Interest		-	-		-
Repairs & Maintenance		-	56,961		-
Equipment / Furniture		-	12,488		-
Security		-	17,875		-
Utilities		=	22,250		=
<b>TOTAL FACILITY OPERATION &amp; MAINTENANCE</b>	-	-	<b>197,741</b>	-	-

<b>Total Revenue</b>	-	-	<b>2,324,064</b>	-	-
<b>Total Expenses</b>	-	-	<b>2,319,638</b>	-	-
<b>Net Income</b>	-	-	<b>4,425</b>	-	-
<b>Actual Student Enrollment</b>	-	-	<b>485</b>	-	-
	<b>Quarter - 1/1 - 3/31</b>		<b>4th Quarter - 4/1 - 6/30</b>		
	<b>Revised Budget</b>	<b>Variance</b>	<b>Original Budget</b>	<b>Revised Budget</b>	<b>Variance</b>
<b>DEPRECIATION &amp; AMORTIZATION</b>		-	16,250		-
<b>RESERVES / CONTINGENCY</b>		-	6,250		-
<b>DEFERRED RENT</b>			-		
<b>TOTAL EXPENSES</b>	:	:	<b><u>2,319,638</u></b>	:	:
<b>NET INCOME</b>	:	:	<b><u>4,425</u></b>	:	:

	Quarter - 1/1 - 3/31				
	-	-	2,324,064	-	-
Total Revenue					
Total Expenses			2,319,638	-	-
Net Income			4,425	-	-
Actual Student Enrollment			485	-	-
	Quarter - 1/1 - 3/31		4th Quarter - 4/1 - 6/30		
	Revised Budget	Variance	Original Budget	Revised Budget	Variance
<b>ENROLLMENT - *School Districts Are Linked To Above Entries*</b>					
Number of Districts:	-	-	1	-	-
NYC CHANCELLOR'S OFFICE	-	-	485	-	-
-	-	-	-	-	-
-	-	-	-	-	-
-	-	-	-	-	-
-	-	-	-	-	-
-	-	-	-	-	-
-	-	-	-	-	-
-	-	-	-	-	-
-	-	-	-	-	-
-	-	-	-	-	-
-	-	-	-	-	-
-	-	-	-	-	-
-	-	-	-	-	-
-	-	-	-	-	-
-	-	-	-	-	-
-	-	-	-	-	-
-	-	-	-	-	-
-	-	-	-	-	-
-	-	-	-	-	-
ALL OTHER School Districts: ( Weighted Avg )	-	-	-	-	-
<b>TOTAL ENROLLMENT</b>	=	=	<b>485</b>	=	=
<b>REVENUE PER PUPIL</b>	=	=	<b>4,792</b>	=	=
<b>EXPENSES PER PUPIL</b>	-	=	<b>4,783</b>	-	=



<b>PAVE ACADEMY CHARTER SCHOOL</b>						<b>DESCRIPTION OF ASSUMPTIONS</b>																												
<b>Budget / Operating Plan</b>																																		
<b>2018-19</b>																																		
<table border="1" style="width: 100%; border-collapse: collapse;"> <thead> <tr> <th rowspan="2"></th> <th colspan="3" style="text-align: center;">Total Year</th> <th colspan="2" style="text-align: center;">VARIANCE</th> </tr> <tr> <th style="text-align: center;">Original Budget</th> <th style="text-align: center;">Revised Budget</th> <th style="text-align: center;">Variance</th> <th style="text-align: center;">Original Budget vs. PY Budget</th> <th style="text-align: center;">Revised Budget vs. PY Budget</th> </tr> </thead> <tbody> <tr> <td><b>Total Revenue</b></td> <td style="text-align: right;"><b>9,296,254</b></td> <td style="text-align: right;"><b>9,296,254</b></td> <td style="text-align: center;">-</td> <td style="text-align: right;"><b>404,608</b></td> <td style="text-align: right;"><b>404,608</b></td> </tr> <tr> <td><b>Total Expenses</b></td> <td style="text-align: right;"><b>9,278,552</b></td> <td style="text-align: right;"><b>9,278,552</b></td> <td style="text-align: center;">-</td> <td style="text-align: right;"><b>(540,308)</b></td> <td style="text-align: right;"><b>(540,308)</b></td> </tr> <tr> <td><b>Net Income</b></td> <td style="text-align: right;"><b>17,702</b></td> <td style="text-align: right;"><b>17,702</b></td> <td style="text-align: center;">-</td> <td style="text-align: right;"><b>(135,700)</b></td> <td style="text-align: right;"><b>(135,700)</b></td> </tr> </tbody> </table>								Total Year			VARIANCE		Original Budget	Revised Budget	Variance	Original Budget vs. PY Budget	Revised Budget vs. PY Budget	<b>Total Revenue</b>	<b>9,296,254</b>	<b>9,296,254</b>	-	<b>404,608</b>	<b>404,608</b>	<b>Total Expenses</b>	<b>9,278,552</b>	<b>9,278,552</b>	-	<b>(540,308)</b>	<b>(540,308)</b>	<b>Net Income</b>	<b>17,702</b>	<b>17,702</b>	-	<b>(135,700)</b>
	Total Year			VARIANCE																														
	Original Budget	Revised Budget	Variance	Original Budget vs. PY Budget	Revised Budget vs. PY Budget																													
<b>Total Revenue</b>	<b>9,296,254</b>	<b>9,296,254</b>	-	<b>404,608</b>	<b>404,608</b>																													
<b>Total Expenses</b>	<b>9,278,552</b>	<b>9,278,552</b>	-	<b>(540,308)</b>	<b>(540,308)</b>																													
<b>Net Income</b>	<b>17,702</b>	<b>17,702</b>	-	<b>(135,700)</b>	<b>(135,700)</b>																													
<b>Actual Student Enrollment</b>																																		
Title Funding - Other	39,895	39,895	-	(39,482)	(39,482)	Budgeting conservatively for Title funds for FY19 CNMS																												
School Food Service (Free Lunch)	350,267	350,267	-	(11,769)	(11,769)																													
Grants																																		
Charter School Program (CSP) Planning & Implementation	-	-	-	-	-																													
Other	-	-	-	-	-																													
Other	-	-	-	-	-																													
<b>TOTAL REVENUE FROM FEDERAL SOURCES</b>	<b>601,012</b>	<b>601,012</b>	-	<b>(69,922)</b>	<b>(69,922)</b>																													
<b>LOCAL and OTHER REVENUE</b>						Budgeting conservatively for contributions  rental income (gym rental to non-pave sports programs)																												
Contributions and Donations	6,000	6,000	-	(31,188)	(31,188)																													
Fundraising	-	-	-	-	-																													
Erate Reimbursement	20,000	20,000	-	15,000	15,000																													
Earnings on Investments	-	-	-	-	-																													
Interest Income	-	-	-	(579)	(579)																													
Food Service (Income from meals)	-	-	-	-	-																													
Text Book	-	-	-	-	-																													
OTHER	5,000	5,000	-	(8,620)	(8,620)																													
<b>TOTAL REVENUE FROM LOCAL and OTHER SOURCES</b>	<b>31,000</b>	<b>31,000</b>	-	<b>(25,387)</b>	<b>(25,387)</b>																													
<b>TOTAL REVENUE</b>	<b>9,296,254</b>	<b>9,296,254</b>	-	<b>404,608</b>	<b>404,608</b>																													



		PAVE ACADEMY CHARTER SCHOOL					DESCRIPTION OF ASSUMPTIONS
		Budget / Operating Plan			2018-19		
		Original Budget	Revised Budget	Variance	Original Budget vs. PY Budget	Revised Budget vs. PY Budget	
<b>Total Revenue</b>		9,296,254	9,296,254	-	404,608	404,608	
<b>Total Expenses</b>		9,278,552	9,278,552	-	(540,308)	(540,308)	
<b>Net Income</b>		17,702	17,702	-	(135,700)	(135,700)	
<b>Actual Student Enrollment</b>							
		<b>Total Year</b>			<b>VARIANCE</b>		
		<b>Original Budget</b>	<b>Revised Budget</b>	<b>Variance</b>	<b>Original Budget vs. PY Budget</b>	<b>Revised Budget vs. PY Budget</b>	
<b>EXPENSES</b>							
<b>ADMINISTRATIVE STAFF PERSONNEL COSTS</b>							
	Avg. No. of Positions						
Executive Management	-	-	-	-	-	-	
Instructional Management	3.00	432,096	432,096	-	(124,499)	(124,499)	
Deans, Directors & Coordinators	14.00	1,212,521	1,212,521	-	14,010	14,010	
CFO / Director of Finance	-	-	-	-	-	-	
Operation / Business Manager	-	-	-	-	-	-	
Administrative Staff	-	-	-	-	-	-	
<b>TOTAL ADMINISTRATIVE STAFF</b>	<b>17.00</b>	<b>1,644,617</b>	<b>1,644,617</b>	<b>-</b>	<b>(110,489)</b>	<b>(110,489)</b>	
<b>INSTRUCTIONAL PERSONNEL COSTS</b>							
Teachers - Regular	33.00	2,442,774	2,442,774	-	(181,625)	(181,625)	
Teachers - SPED	6.00	430,634	430,634	-	(75,088)	(75,088)	
Substitute Teachers	-	-	-	-	-	-	
Teaching Assistants	-	-	-	-	-	-	
Specialty Teachers	3.50	301,470	301,470	-	42,983	42,983	
Aides	-	-	-	-	-	-	
Therapists & Counselors	2.00	179,173	179,173	-	(9,219)	(9,219)	
Other	-	-	-	-	8,664	8,664	Interns
<b>TOTAL INSTRUCTIONAL</b>	<b>44.50</b>	<b>3,354,052</b>	<b>3,354,052</b>	<b>-</b>	<b>(214,286)</b>	<b>(214,286)</b>	
<b>NON-INSTRUCTIONAL PERSONNEL COSTS</b>							
Nurse	-	-	-	-	-	-	
Librarian	-	-	-	-	-	-	
Custodian	-	-	-	-	-	-	
Security	-	-	-	-	-	-	
Other	-	-	-	-	-	-	
<b>TOTAL NON-INSTRUCTIONAL</b>	<b>-</b>	<b>-</b>	<b>-</b>	<b>-</b>	<b>-</b>	<b>-</b>	
<b>SUBTOTAL PERSONNEL SERVICE COSTS</b>	<b>61.50</b>	<b>4,998,669</b>	<b>4,998,669</b>	<b>-</b>	<b>(324,775)</b>	<b>(324,775)</b>	

		PAVE ACADEMY CHARTER SCHOOL					DESCRIPTION OF ASSUMPTIONS
		Budget / Operating Plan			2018-19		
<b>Total Revenue</b>		9,296,254	9,296,254	-	404,608	404,608	
<b>Total Expenses</b>		9,278,552	9,278,552	-	(540,308)	(540,308)	
<b>Net Income</b>		17,702	17,702	-	(135,700)	(135,700)	
<b>Actual Student Enrollment</b>							
		Total Year			VARIANCE		
		Original Budget	Revised Budget	Variance	Original Budget vs. PY Budget	Revised Budget vs. PY Budget	
<b>PAYROLL TAXES AND BENEFITS</b>							
Payroll Taxes		411,176	411,176	-	(33,859)	(33,859)	
Fringe / Employee Benefits		726,346	726,346	-	(59,426)	(59,426)	
Retirement / Pension		63,222	63,222	-	(4,019)	(4,019)	
<b>TOTAL PAYROLL TAXES AND BENEFITS</b>		1,200,744	1,200,744	-	(97,304)	(97,304)	
<b>TOTAL PERSONNEL SERVICE COSTS</b>							
	61.50	6,199,413	6,199,413	-	(422,079)	(422,079)	
<b>CONTRACTED SERVICES</b>							
Accounting / Audit		39,160	39,160	-	(3,754)	(3,754)	
Legal		12,000	12,000	-	(3,563)	(3,563)	
Management Company Fee		862,673	862,673	-	(49,144)	(49,144)	
Nurse Services		-	-	-	-	-	
Food Service / School Lunch		402,814	402,814	-	(22,999)	(22,999)	
Payroll Services		56,856	56,856	-	(4,644)	(4,644)	
Special Ed Services		-	-	-	-	-	
Titlement Services (i.e. Title I)		-	-	-	-	-	
Other Purchased / Professional / Consulting		56,000	56,000	-	45,620	45,620	Mainly substitute teachers for FY18
<b>TOTAL CONTRACTED SERVICES</b>		1,429,503	1,429,503	-	(38,484)	(38,484)	

		PAVE ACADEMY CHARTER SCHOOL					DESCRIPTION OF ASSUMPTIONS
		Budget / Operating Plan			2018-19		
<b>Total Revenue</b>		9,296,254	9,296,254	-	404,608	404,608	
<b>Total Expenses</b>		9,278,552	9,278,552	-	(540,308)	(540,308)	
<b>Net Income</b>		17,702	17,702	-	(135,700)	(135,700)	
<b>Actual Student Enrollment</b>							
		Total Year			VARIANCE		
		Original Budget	Revised Budget	Variance	Original Budget vs. PY Budget	Revised Budget vs. PY Budget	
<b>SCHOOL OPERATIONS</b>							
Board Expenses		-	-	-	-	-	
Classroom / Teaching Supplies & Materials		87,000	87,000	-	(3,647)	(3,647)	
Special Ed Supplies & Materials		9,050	9,050	-	(383)	(383)	
Textbooks / Workbooks		49,500	49,500	-	12,275	12,275	Includes NYSTL & NYSSL
Supplies & Materials other		-	-	-	-	-	
Equipment / Furniture		54,642	54,642	-	(23,466)	(23,466)	
Telephone		-	-	-	-	-	
Technology		120,810	120,810	-	(58,968)	(58,968)	
Student Testing & Assessment		39,180	39,180	-	(6,735)	(6,735)	
Field Trips		55,400	55,400	-	6,928	6,928	
Transportation (student)		20,250	20,250	-	(1,210)	(1,210)	
Student Services - other		129,300	129,300	-	(64,892)	(64,892)	Mainly Springboard summer reading program
Office Expense		44,400	44,400	-	10,732	10,732	
Staff Development		61,800	61,800	-	54,209	54,209	
Staff Recruitment		32,000	32,000	-	(5,500)	(5,500)	
Student Recruitment / Marketing		6,200	6,200	-	(3,267)	(3,267)	
School Meals / Lunch		16,600	16,600	-	7,268	7,268	
Travel (Staff)		8,500	8,500	-	3,639	3,639	
Fundraising		-	-	-	-	-	
Other		34,039	34,039	-	(2,668)	(2,668)	
<b>TOTAL SCHOOL OPERATIONS</b>		768,671	768,671	-	(75,685)	(75,685)	
<b>FACILITY OPERATION &amp; MAINTENANCE</b>							
Insurance		131,273	131,273	-	(22,842)	(22,842)	
Janitorial		221,400	221,400	-	33,094	33,094	
Building and Land Rent / Lease / Facility Finance Interest		-	-	-	-	-	
Repairs & Maintenance		227,842	227,842	-	33,687	33,687	
Equipment / Furniture		49,950	49,950	-	(24,991)	(24,991)	
Security		71,500	71,500	-	5,778	5,778	
Utilities		89,000	89,000	-	(3,786)	(3,786)	
<b>TOTAL FACILITY OPERATION &amp; MAINTENANCE</b>		790,966	790,966	-	20,940	20,940	

<b>PAVE ACADEMY CHARTER SCHOOL</b>					
<b>Budget / Operating Plan</b>					
<b>2018-19</b>					
	<b>9,296,254</b>	<b>9,296,254</b>	<b>-</b>	<b>404,608</b>	<b>404,608</b>
<b>Total Revenue</b>					
<b>Total Expenses</b>	<b>9,278,552</b>	<b>9,278,552</b>	<b>-</b>	<b>(540,308)</b>	<b>(540,308)</b>
<b>Net Income</b>	<b>17,702</b>	<b>17,702</b>	<b>-</b>	<b>(135,700)</b>	<b>(135,700)</b>
<b>Actual Student Enrollment</b>					
	<b>Total Year</b>			<b>VARIANCE</b>	
	<b>Original Budget</b>	<b>Revised Budget</b>	<b>Variance</b>	<b>Original Budget vs. PY Budget</b>	<b>Revised Budget vs. PY Budget</b>
<b>DEPRECIATION &amp; AMORTIZATION</b>	65,000	65,000	-	-	-
<b>RESERVES / CONTINGENCY</b>	25,000	25,000	-	(25,000)	(25,000)
<b>DEFERRED RENT</b>					
<b>TOTAL EXPENSES</b>	<b><u>9,278,552</u></b>	<b><u>9,278,552</u></b>	<b><u>:</u></b>	<b><u>(540,308)</u></b>	<b><u>(540,308)</u></b>
<b>NET INCOME</b>	<b><u>17,702</u></b>	<b><u>17,702</u></b>	<b><u>:</u></b>	<b><u>(135,700)</u></b>	<b><u>(135,700)</u></b>

**DESCRIPTION OF ASSUMPTIONS**

Applied additional state funding to enhance instructional staff

		PAVE ACADEMY CHARTER SCHOOL					DESCRIPTION OF ASSUMPTIONS
		Budget / Operating Plan			2018-19		
		Original Budget	Revised Budget	Variance	Original Budget vs. PY Budget	Revised Budget vs. PY Budget	
Total Revenue		9,296,254	9,296,254	-	404,608	404,608	
Total Expenses		9,278,552	9,278,552	-	(540,308)	(540,308)	
Net Income		17,702	17,702	-	(135,700)	(135,700)	
Actual Student Enrollment							
ENROLLMENT - *School Districts Are Linked To Above Entries*							
Number of Districts:							
NYC CHANCELLOR'S OFFICE							
-							
-							
-							
-							
-							
-							
-							
-							
-							
-							
-							
-							
-							
-							
ALL OTHER School Districts: ( Weighted Avg )							
TOTAL ENROLLMENT							
REVENUE PER PUPIL							
EXPENSES PER PUPIL							

		PAVE ACADEMY CHARTER SCHOOL Budget / Operating Plan 2018-19							
Total Revenue	8,891,646	2,324,064	-	-	2,324,064	-	-	2,324,064	
Total Expenses	8,738,244	2,319,638	-	-	2,319,638	-	-	2,319,638	
Net Income	153,403	4,426	-	-	4,426	-	-	4,425	
Actual Student Enrollment	483	485	-	-	485	-	-	485	
	Prior Year Actual 2017-18 Revenue Per Pupil	1st Quarter - 7/1 - 9/30			2nd Quarter - 10/1 - 12/31			3rd Quarter - 1/1 - 3/31	
		Original Budget	Revised Budget	Variance	Original Budget	Revised Budget	Variance	Original Budget	
<b>CASH FLOW ADJUSTMENTS</b>									
OPERATING ACTIVITIES <i>{enter descriptions below}</i>									
Depreciation	65,000	-	-	-	-	-	-	-	
Change in working capital	548,814	-	-	-	-	-	-	-	
Total Operating Activities	613,814	-	-	-	-	-	-	-	
INVESTMENT ACTIVITIES <i>{enter descriptions below}</i>									
Example - Subtract Property and Equipment Expenditures	(65,158)	-	-	-	-	-	-	-	
Other	-	-	-	-	-	-	-	-	
Total Investment Activities	(65,158)	-	-	-	-	-	-	-	
FINANCING ACTIVITIES <i>{enter descriptions below}</i>									
Example - Add Expected Proceeds from a Loan or Line of Credit	-	-	-	-	-	-	-	-	
Other	-	-	-	-	-	-	-	-	
Total Financing Activities	-	-	-	-	-	-	-	-	
<b>Total Cash Flow Adjustments</b>	<b>548,656</b>	-	-	-	-	-	-	-	
<b>NET INCOME</b>	<b>702,059</b>	<b>4,426</b>	-	-	<b>4,426</b>	-	-	<b>4,425</b>	
Beginning Cash Balance	1,397,273	2,099,332	-	-	2,103,757	-	-	2,108,183	
<b>ENDING CASH BALANCE</b>	<b>2,099,332</b>	<b>2,103,757</b>	-	-	<b>2,108,183</b>	-	-	<b>2,112,608</b>	

<b>Total Revenue</b>	-	-	<b>2,324,064</b>	-	-
<b>Total Expenses</b>	-	-	<b>2,319,638</b>	-	-
<b>Net Income</b>	-	-	<b>4,425</b>	-	-
<b>Actual Student Enrollment</b>	-	-	<b>485</b>	-	-
	<b>Quarter - 1/1 - 3/31</b>		<b>4th Quarter - 4/1 - 6/30</b>		
	<b>Revised Budget</b>	<b>Variance</b>	<b>Original Budget</b>	<b>Revised Budget</b>	<b>Variance</b>
<b>CASH FLOW ADJUSTMENTS</b>					
OPERATING ACTIVITIES <i>{enter descriptions below}</i>					
Depreciation	-	-	-	-	-
Change in working capital	-	-	-	-	-
Total Operating Activities	-	-	-	-	-
INVESTMENT ACTIVITIES <i>{enter descriptions below}</i>					
Example - Subtract Property and Equipment Expenditures	-	-	-	-	-
Other	-	-	-	-	-
Total Investment Activities	-	-	-	-	-
FINANCING ACTIVITIES <i>{enter descriptions below}</i>					
Example - Add Expected Proceeds from a Loan or Line of Credit	-	-	-	-	-
Other	-	-	-	-	-
Total Financing Activities	-	-	-	-	-
<b>Total Cash Flow Adjustments</b>	-	-	-	-	-
<b>NET INCOME</b>	-	-	<b>4,425</b>	-	-
<b>Beginning Cash Balance</b>	-	-	<b>2,112,608</b>	-	-
<b>ENDING CASH BALANCE</b>	-	-	<b>2,117,034</b>	-	-

		PAVE ACADEMY CHARTER SCHOOL					DESCRIPTION OF ASSUMPTIONS
		Budget / Operating Plan			2018-19		
		Original Budget	Revised Budget	Variance	Original Budget vs. PY Budget	Revised Budget vs. PY Budget	
		Original Budget	Revised Budget	Variance	Original Budget vs. PY Budget	Revised Budget vs. PY Budget	
<b>Total Revenue</b>		9,296,254	9,296,254	-	404,608	404,608	
<b>Total Expenses</b>		9,278,552	9,278,552	-	(540,308)	(540,308)	
<b>Net Income</b>		17,702	17,702	-	(135,700)	(135,700)	
<b>Actual Student Enrollment</b>							
<b>CASH FLOW ADJUSTMENTS</b>							
OPERATING ACTIVITIES <i>{enter descriptions below}</i>							
Depreciation		-	-	-	(65,000)	(65,000)	
Change in working capital		-	-	-	(548,814)	(548,814)	
Total Operating Activities		-	-	-	(613,814)	(613,814)	
INVESTMENT ACTIVITIES <i>{enter descriptions below}</i>							
Example - Subtract Property and Equipment Expenditures		-	-	-	65,158	65,158	
Other		-	-	-	-	-	
Total Investment Activities		-	-	-	65,158	65,158	
FINANCING ACTIVITIES <i>{enter descriptions below}</i>							
Example - Add Expected Proceeds from a Loan or Line of Credit		-	-	-	-	-	
Other		-	-	-	-	-	
Total Financing Activities		-	-	-	-	-	
<b>Total Cash Flow Adjustments</b>		-	-	-	<b>(548,656)</b>	<b>(548,656)</b>	
<b>NET INCOME</b>		<b>17,702</b>	<b>17,702</b>	<b>-</b>	<b>(684,356)</b>	<b>(684,356)</b>	
<b>Beginning Cash Balance</b>		<b>2,099,332</b>	2,099,332	-	702,059	702,059	
<b>ENDING CASH BALANCE</b>		<b>2,117,034</b>	2,117,034	-	<b>17,702</b>	<b>17,702</b>	



**PAVE ACADEMY CHARTER SCHOOL  
BALANCE SHEET  
2018-19**

	<u>Prior Year</u>	Q1	Q2	Q3	Q4
	<u>2017-18</u>	<u>As of 9/30</u>	<u>As of 12/31</u>	<u>As of 3/31</u>	<u>As of 6/30</u>
<b><u>ASSETS</u></b>					
<b><u>CURRENT ASSETS</u></b>					
Cash and cash equivalents	2,099,332	-	-	-	-
Grants and contracts receivable	267,926	-	-	-	-
Accounts receivables	52,474	-	-	-	-
Prepaid Expenses	13,053	-	-	-	-
Contributions and other receivables	59,576	-	-	-	-
<b>TOTAL CURRENT ASSETS</b>	2,492,361	-	-	-	-
<b><u>PROPERTY, BUILDING AND EQUIPMENT, net</u></b>	219,532	-	-	-	-
<b><u>OTHER ASSETS</u></b>	-	-	-	-	-
<b>TOTAL ASSETS</b>	<b>2,711,892</b>	-	-	-	-
<b><u>LIABILITIES AND NET ASSETS</u></b>					
<b><u>CURRENT LIABILITIES</u></b>					
Accounts payable and accrued expenses	521,972	-	-	-	-
Accrued payroll and benefits	297,156	-	-	-	-
Deferred Revenue	-	-	-	-	-
Current maturities of long-term debt	-	-	-	-	-
Short Term Debt - Bonds, Notes Payable	-	-	-	-	-
Other	35,576	-	-	-	-
<b>TOTAL CURRENT LIABILITIES</b>	854,704	-	-	-	-
<b><u>LONG-TERM DEBT and NOTES PAYABLE, net current maturities</u></b>	-	-	-	-	-
<b>TOTAL LIABILITIES</b>	854,704	-	-	-	-
<b><u>NET ASSETS</u></b>					
Unrestricted	1,857,189	-	-	-	-
Temporarily restricted	-	-	-	-	-
<b>TOTAL NET ASSETS</b>	1,857,189	-	-	-	-

TOTAL LIABILITIES AND NET ASSETS	<u>2,711,892</u>	<u>-</u>	<u>-</u>	<u>-</u>	<u>-</u>
----------------------------------	------------------	----------	----------	----------	----------

2018-19

Total Revenue	-	2,324,064	-	-	2,324,064	-	-
Total Expenses	-	2,319,638	-	-	2,319,638	-	-
Net Income	-	4,426	-	-	4,426	-	-
Actual Student Enrollment	-	485	-	-	485	-	-

\*NOTE: Enrollment, Revenue and Expenditure Data IN the 'Total and Variance Analysis' Section is Based on LAST ACTUAL Quarter Completed

	2018-19 Per Pupil Rate	1st Quarter - 7/1 - 9/30			2nd Quarter - 10/1 - 12/31			3rd Quarter - 1/1 - 3/31
		Actual	Current Budget	Variance	Actual	Current Budget	Variance	
<b>REVENUE</b>								
<b>REVENUES FROM STATE SOURCES</b>								
Per Pupil Revenue								
NYC CHANCELLOR'S OFFICE	15,307		1,855,974	-		1,855,974	-	
-	-		-	-		-	-	
-	-		-	-		-	-	
-	-		-	-		-	-	
-	-		-	-		-	-	
-	-		-	-		-	-	
-	-		-	-		-	-	
-	-		-	-		-	-	
-	-		-	-		-	-	
-	-		-	-		-	-	
-	-		-	-		-	-	
-	-		-	-		-	-	
-	-		-	-		-	-	
-	-		-	-		-	-	
-	-		-	-		-	-	
-	-		-	-		-	-	
-	-		-	-		-	-	
-	-		-	-		-	-	
ALL OTHER School Districts: ( Count = 0 )	-		-	-		-	-	
TOTAL Per Pupil Revenue (Weighted Average Per Pupil Funding)	15,307	-	1,855,974	-	-	1,855,974	-	
Special Education Revenue			245,903	-		245,903	-	
Grants								
Stimulus			-	-		-	-	
DYCD (Department of Youth and Community Development)			-	-		-	-	
Other			-	-		-	-	
NYC DoE Rental Assistance			-	-		-	-	
Other			64,184	-		64,184	-	
TOTAL REVENUE FROM STATE SOURCES		-	2,166,061	-	-	2,166,061	-	
<b>REVENUE FROM FEDERAL FUNDING</b>								
IDEA Special Needs			13,216	-		13,216	-	
Title I			39,496	-		39,496	-	
Title Funding - Other			9,974	-		9,974	-	
School Food Service (Free Lunch)			87,567	-		87,567	-	

**PAVE ACADEMY CHARTER S**  
**Budget / Operating Pla**

**2018-19**

<b>Total Revenue</b>	-	2,324,064	-	-	2,324,064	-	-
<b>Total Expenses</b>	-	2,319,638	-	-	2,319,638	-	-
<b>Net Income</b>	-	4,426	-	-	4,426	-	-
<b>Actual Student Enrollment</b>	-	485	-	-	485	-	-

<p><b>*NOTE: Enrollment, Revenue and Expenditure Data IN the 'Total and Variance Analysis' Section is Based on LAST ACTUAL Quarter Completed</b></p>	1st Quarter - 7/1 - 9/30			2nd Quarter - 10/1 - 12/31			3rd Q
	Actual	Current Budget	Variance	Actual	Current Budget	Variance	Actual
	Grants						
Charter School Program (CSP) Planning & Implementation	-	-	-	-	-	-	-
Other	-	-	-	-	-	-	-
Other	-	-	-	-	-	-	-
<b>TOTAL REVENUE FROM FEDERAL SOURCES</b>	-	150,253	-	-	150,253	-	-
<b>LOCAL and OTHER REVENUE</b>							
Contributions and Donations	-	1,500	-	-	1,500	-	-
Fundraising	-	-	-	-	-	-	-
Erate Reimbursement	-	5,000	-	-	5,000	-	-
Earnings on Investments	-	-	-	-	-	-	-
Interest Income	-	-	-	-	-	-	-
Food Service (Income from meals)	-	-	-	-	-	-	-
Text Book	-	-	-	-	-	-	-
OTHER	-	<u>1,250</u>	-	-	<u>1,250</u>	-	-
<b>TOTAL REVENUE FROM LOCAL and OTHER SOURCES</b>	-	7,750	-	-	7,750	-	-
<b>TOTAL REVENUE</b>	-	<u><b>2,324,064</b></u>	-	-	<u><b>2,324,064</b></u>	-	-

**PAVE ACADEMY CHARTER S**  
**Budget / Operating Pla**

**2018-19**

<b>Total Revenue</b>	-	2,324,064	-	-	2,324,064	-	-
<b>Total Expenses</b>	-	2,319,638	-	-	2,319,638	-	-
<b>Net Income</b>	-	4,426	-	-	4,426	-	-
<b>Actual Student Enrollment</b>	-	485	-	-	485	-	-

	<b>1st Quarter - 7/1 - 9/30</b>			<b>2nd Quarter - 10/1 - 12/31</b>			<b>3rd Q</b>
<b>*NOTE: Enrollment, Revenue and Expenditure Data IN the 'Total and Variance Analysis' Section is Based on LAST ACTUAL Quarter Completed</b>	<b>Actual</b>	<b>Current Budget</b>	<b>Variance</b>	<b>Actual</b>	<b>Current Budget</b>	<b>Variance</b>	<b>Actual</b>

**EXPENSES**

Quarter 0

**ADMINISTRATIVE STAFF PERSONNEL COSTS**

No. of Positions

Executive Management	-		-		-		-
Instructional Management	-		108,024	-	108,024	-	
Deans, Directors & Coordinators	-		303,130	-	303,130	-	
CFO / Director of Finance	-		-	-	-	-	
Operation / Business Manager	-		-	-	-	-	
Administrative Staff	-		-	-	-	-	
<b>TOTAL ADMINISTRATIVE STAFF</b>	-		411,154	-	411,154	-	

**INSTRUCTIONAL PERSONNEL COSTS**

Teachers - Regular	-		610,694	-	610,694	-	
Teachers - SPED	-		107,659	-	107,659	-	
Substitute Teachers	-		-	-	-	-	
Teaching Assistants	-		-	-	-	-	
Specialty Teachers	-		75,368	-	75,368	-	
Aides	-		-	-	-	-	
Therapists & Counselors	-		44,793	-	44,793	-	
Other	-		-	-	-	-	
<b>TOTAL INSTRUCTIONAL</b>	-		838,513	-	838,513	-	

**NON-INSTRUCTIONAL PERSONNEL COSTS**

Nurse	-		-	-	-	-	
Librarian	-		-	-	-	-	
Custodian	-		-	-	-	-	
Security	-		-	-	-	-	
Other	-		-	-	-	-	
<b>TOTAL NON-INSTRUCTIONAL</b>	-		-	-	-	-	

**SUBTOTAL PERSONNEL SERVICE COSTS**

	-		1,249,667	-	1,249,667	-	
--	---	--	-----------	---	-----------	---	--

**PAYROLL TAXES AND BENEFITS**

Payroll Taxes			102,794	-	102,794	-	
Fringe / Employee Benefits			181,586	-	181,586	-	
Retirement / Pension			15,806	-	15,806	-	

**PAVE ACADEMY CHARTER S**  
**Budget / Operating Pla**

**2018-19**

<b>Total Revenue</b>	-	2,324,064	-	-	2,324,064	-	-
<b>Total Expenses</b>	-	2,319,638	-	-	2,319,638	-	-
<b>Net Income</b>	-	4,426	-	-	4,426	-	-
<b>Actual Student Enrollment</b>	-	485	-	-	485	-	-

	1st Quarter - 7/1 - 9/30			2nd Quarter - 10/1 - 12/31			3rd Q
		Current	Variance		Current	Variance	
	Actual	Budget	-	Actual	Budget	-	Actual
<b>*NOTE: Enrollment, Revenue and Expenditure Data IN the 'Total and Variance Analysis' Section is Based on LAST ACTUAL Quarter Completed</b>							
TOTAL PAYROLL TAXES AND BENEFITS	-	300,186	-	-	300,186	-	-
<b>TOTAL PERSONNEL SERVICE COSTS</b> <span style="float: right; border: 1px solid black; padding: 2px;">-</span>	-	1,549,853	-	-	1,549,853	-	-
<b>CONTRACTED SERVICES</b>							
Accounting / Audit		9,790	-		9,790	-	
Legal		3,000	-		3,000	-	
Management Company Fee		215,668	-		215,668	-	
Nurse Services		-	-		-	-	
Food Service / School Lunch		100,703	-		100,703	-	
Payroll Services		14,214	-		14,214	-	
Special Ed Services		-	-		-	-	
Titlement Services (i.e. Title I)		-	-		-	-	
Other Purchased / Professional / Consulting		14,000	-		14,000	-	
<b>TOTAL CONTRACTED SERVICES</b>	-	357,376	-	-	357,376	-	-

**PAVE ACADEMY CHARTER S**  
**Budget / Operating Plan**

**2018-19**

<b>Total Revenue</b>	-	2,324,064	-		-	2,324,064	-	-
<b>Total Expenses</b>	-	2,319,638	-		-	2,319,638	-	-
<b>Net Income</b>	-	4,426	-		-	4,426	-	-
<b>Actual Student Enrollment</b>	-	485	-		-	485	-	-

	<b>1st Quarter - 7/1 - 9/30</b>			<b>2nd Quarter - 10/1 - 12/31</b>			<b>3rd Quarter</b>
<b>*NOTE: Enrollment, Revenue and Expenditure Data IN the 'Total and Variance Analysis' Section is Based on LAST ACTUAL Quarter Completed</b>	<b>Actual</b>	<b>Current Budget</b>	<b>Variance</b>	<b>Actual</b>	<b>Current Budget</b>	<b>Variance</b>	<b>Actual</b>

**SCHOOL OPERATIONS**

Board Expenses		-	-		-	-	
Classroom / Teaching Supplies & Materials		21,750	-		21,750	-	
Special Ed Supplies & Materials		2,263	-		2,263	-	
Textbooks / Workbooks		12,375	-		12,375	-	
Supplies & Materials other		-	-		-	-	
Equipment / Furniture		13,661	-		13,661	-	
Telephone		-	-		-	-	
Technology		30,203	-		30,203	-	
Student Testing & Assessment		9,795	-		9,795	-	
Field Trips		13,850	-		13,850	-	
Transportation (student)		5,063	-		5,063	-	
Student Services - other		32,325	-		32,325	-	
Office Expense		11,100	-		11,100	-	
Staff Development		15,450	-		15,450	-	
Staff Recruitment		8,000	-		8,000	-	
Student Recruitment / Marketing		1,550	-		1,550	-	
School Meals / Lunch		4,150	-		4,150	-	
Travel (Staff)		2,125	-		2,125	-	
Fundraising		-	-		-	-	
Other		8,510	-		8,510	-	
<b>TOTAL SCHOOL OPERATIONS</b>		- 192,168	-		- 192,168	-	-

**FACILITY OPERATION & MAINTENANCE**

Insurance		32,818	-		32,818	-	
Janitorial		55,350	-		55,350	-	
Building and Land Rent / Lease / Facility Finance Interest		-	-		-	-	
Repairs & Maintenance		56,961	-		56,961	-	
Equipment / Furniture		12,488	-		12,488	-	
Security		17,875	-		17,875	-	
Utilities		22,250	-		22,250	-	
<b>TOTAL FACILITY OPERATION &amp; MAINTENANCE</b>		- 197,741	-		- 197,741	-	-

**DEPRECIATION & AMORTIZATION**

		16,250	-		16,250	-	
--	--	--------	---	--	--------	---	--

**RESERVES / CONTINGENCY**

		6,250	-		6,250	-	
--	--	-------	---	--	-------	---	--

**PAVE ACADEMY CHARTER S**  
**Budget / Operating Pla**

**2018-19**

<b>Total Revenue</b>	-	2,324,064	-	-	2,324,064	-	-
<b>Total Expenses</b>	-	2,319,638	-	-	2,319,638	-	-
<b>Net Income</b>	-	4,426	-	-	4,426	-	-
<b>Actual Student Enrollment</b>	-	485	-	-	485	-	-

<b>*NOTE: Enrollment, Revenue and Expenditure Data IN the 'Total and Variance Analysis' Section is Based on LAST ACTUAL Quarter Completed</b>	<b>1st Quarter - 7/1 - 9/30</b>			<b>2nd Quarter - 10/1 - 12/31</b>			<b>3rd Q</b>
	<b>Actual</b>	<b>Current Budget</b>	<b>Variance</b>	<b>Actual</b>	<b>Current Budget</b>	<b>Variance</b>	<b>Actual</b>
<b>DEFERRED RENT</b>							
<b>TOTAL EXPENSES</b>	:	<u>2,319,638</u>	:	:	<u>2,319,638</u>	:	:
<b>NET INCOME</b>	:	<u>4,426</u>	:	:	<u>4,426</u>	:	:



**PAVE ACADEMY CHARTER S  
Budget / Operating Pla**

**2018-19**

Total Revenue	-	2,324,064	-	-	2,324,064	-	
Total Expenses	-	2,319,638	-	-	2,319,638	-	3rd C
Net Income	-	4,426	-	-	4,426	-	-
Actual Student Enrollment	-	485	-	-	485	-	-

**\*NOTE: Enrollment, Revenue and Expenditure Data IN the 'Total and Variance Analysis' Section is Based on LAST ACTUAL Quarter Completed**

1st Quarter - 7/1 - 9/30			2nd Quarter - 10/1 - 12/31			3rd Q
Actual	Current Budget	Variance	Actual	Current Budget	Variance	Actual

**ENROLLMENT - \*School Districts Are Linked To Above Entries\***

NYC CHANCELLOR'S OFFICE	-	485	-	-	485	-	
-	-	-	-	-	-	-	-
-	-	-	-	-	-	-	-
-	-	-	-	-	-	-	-
-	-	-	-	-	-	-	-
-	-	-	-	-	-	-	-
-	-	-	-	-	-	-	-
-	-	-	-	-	-	-	-
-	-	-	-	-	-	-	-
-	-	-	-	-	-	-	-
-	-	-	-	-	-	-	-
-	-	-	-	-	-	-	-
-	-	-	-	-	-	-	-
-	-	-	-	-	-	-	-
-	-	-	-	-	-	-	-
-	-	-	-	-	-	-	-
-	-	-	-	-	-	-	-
-	-	-	-	-	-	-	-
-	-	-	-	-	-	-	-
-	-	-	-	-	-	-	-
ALL OTHER School Districts: ( Count = 0 )	-	-	-	-	-	-	-
<b>TOTAL ENROLLMENT</b>	-	<b>485</b>	-	-	<b>485</b>	-	-
<b>REVENUE PER PUPIL</b>	-	<b>4,792</b>	-	-	<b>4,792</b>	-	-
<b>EXPENSES PER PUPIL</b>	-	<b>4,783</b>	-	-	<b>4,783</b>	-	-

**SCHOOL  
n**

<b>Total Revenue</b>	2,324,064	-	-	2,324,064	-
<b>Total Expenses</b>	2,319,638	-	-	2,319,638	-
<b>Net Income</b>	4,425	-	-	4,425	-
<b>Actual Student Enrollment</b>	485	-	-	485	-

<p style="text-align: center;"><b>*NOTE: Enrollment, Revenue and Expenditure Data IN the 'Total and Variance Analysis' Section is Based on LAST ACTUAL Quarter Completed</b></p>	<b>Quarter - 1/1 - 3/31</b>		<b>4th Quarter - 4/1 - 6/30</b>		
	<b>Current Budget</b>	<b>Variance</b>	<b>Actual</b>	<b>Current Budget</b>	<b>Variance</b>

REVENUE	2018-19 Per Pupil Rate	Current Budget	Variance	Actual	Current Budget	Variance
<b>REVENUES FROM STATE SOURCES</b>						
Per Pupil Revenue						
NYC CHANCELLOR'S OFFICE	15,307	1,855,974	-		1,855,974	-
-	-	-	-		-	-
-	-	-	-		-	-
-	-	-	-		-	-
-	-	-	-		-	-
-	-	-	-		-	-
-	-	-	-		-	-
-	-	-	-		-	-
-	-	-	-		-	-
-	-	-	-		-	-
-	-	-	-		-	-
-	-	-	-		-	-
-	-	-	-		-	-
-	-	-	-		-	-
-	-	-	-		-	-
-	-	-	-		-	-
-	-	-	-		-	-
-	-	-	-		-	-
ALL OTHER School Districts: ( Count = 0 )	-	-	-		-	-
<b>TOTAL Per Pupil Revenue (Weighted Average Per Pupil Funding)</b>	<b>15,307</b>	<b>1,855,974</b>	<b>-</b>	<b>-</b>	<b>1,855,974</b>	<b>-</b>
Special Education Revenue		245,903	-		245,903	-
Grants						
Stimulus		-	-		-	-
DYCD (Department of Youth and Community Development)		-	-		-	-
Other		-	-		-	-
NYC DoE Rental Assistance		-	-		-	-
Other		64,184	-		64,184	-
<b>TOTAL REVENUE FROM STATE SOURCES</b>		<b>2,166,061</b>	<b>-</b>	<b>-</b>	<b>2,166,061</b>	<b>-</b>
<b>REVENUE FROM FEDERAL FUNDING</b>						
IDEA Special Needs		13,216	-		13,216	-
Title I		39,496	-		39,496	-
Title Funding - Other		9,974	-		9,974	-
School Food Service (Free Lunch)		87,567	-		87,567	-

**SCHOOL  
n**

<b>Total Revenue</b>	<b>2,324,064</b>	-	-	<b>2,324,064</b>	-
<b>Total Expenses</b>	<b>2,319,638</b>	-	-	<b>2,319,638</b>	-
<b>Net Income</b>	<b>4,425</b>	-	-	<b>4,425</b>	-
<b>Actual Student Enrollment</b>	<b>485</b>	-	-	<b>485</b>	-

*NOTE: Enrollment, Revenue and Expenditure Data IN the 'Total and Variance Analysis' Section is Based on LAST ACTUAL Quarter Completed	Quarter - 1/1 - 3/31		4th Quarter - 4/1 - 6/30		
	Current Budget	Variance	Actual	Current Budget	Variance
Grants					
Charter School Program (CSP) Planning & Implementation	-	-		-	-
Other	-	-		-	-
Other	-	-		-	-
<b>TOTAL REVENUE FROM FEDERAL SOURCES</b>	<b>150,253</b>	<b>-</b>	<b>-</b>	<b>150,253</b>	<b>-</b>
<b>LOCAL and OTHER REVENUE</b>					
Contributions and Donations	1,500	-		1,500	-
Fundraising	-	-		-	-
Erate Reimbursement	5,000	-		5,000	-
Earnings on Investments	-	-		-	-
Interest Income	-	-		-	-
Food Service (Income from meals)	-	-		-	-
Text Book	-	-		-	-
OTHER	<u>1,250</u>	-		<u>1,250</u>	-
<b>TOTAL REVENUE FROM LOCAL and OTHER SOURCES</b>	<b>7,750</b>	<b>-</b>	<b>-</b>	<b>7,750</b>	<b>-</b>
<b>TOTAL REVENUE</b>	<b><u>2,324,064</u></b>	<b>-</b>	<b>-</b>	<b><u>2,324,064</u></b>	<b>-</b>

**SCHOOL  
n**

<b>Total Revenue</b>	2,324,064	-	-	2,324,064	-
<b>Total Expenses</b>	2,319,638	-	-	2,319,638	-
<b>Net Income</b>	4,425	-	-	4,425	-
<b>Actual Student Enrollment</b>	485	-	-	485	-

<p><b>*NOTE: Enrollment, Revenue and Expenditure Data IN the 'Total and Variance Analysis' Section is Based on LAST ACTUAL Quarter Completed</b></p>	<b>Quarter - 1/1 - 3/31</b>		<b>4th Quarter - 4/1 - 6/30</b>		
	<b>Current Budget</b>	<b>Variance</b>	<b>Actual</b>	<b>Current Budget</b>	<b>Variance</b>

**EXPENSES**

**ADMINISTRATIVE STAFF PERSONNEL COSTS**

	Quarter 0 No. of Positions					
Executive Management	-	-	-	-	-	-
Instructional Management	-	108,024	-	108,024	-	-
Deans, Directors & Coordinators	-	303,130	-	303,130	-	-
CFO / Director of Finance	-	-	-	-	-	-
Operation / Business Manager	-	-	-	-	-	-
Administrative Staff	-	-	-	-	-	-
<b>TOTAL ADMINISTRATIVE STAFF</b>	-	411,154	-	411,154	-	-

**INSTRUCTIONAL PERSONNEL COSTS**

Teachers - Regular	-	610,694	-	610,694	-	-
Teachers - SPED	-	107,659	-	107,659	-	-
Substitute Teachers	-	-	-	-	-	-
Teaching Assistants	-	-	-	-	-	-
Specialty Teachers	-	75,368	-	75,368	-	-
Aides	-	-	-	-	-	-
Therapists & Counselors	-	44,793	-	44,793	-	-
Other	-	-	-	-	-	-
<b>TOTAL INSTRUCTIONAL</b>	-	838,513	-	838,513	-	-

**NON-INSTRUCTIONAL PERSONNEL COSTS**

Nurse	-	-	-	-	-	-
Librarian	-	-	-	-	-	-
Custodian	-	-	-	-	-	-
Security	-	-	-	-	-	-
Other	-	-	-	-	-	-
<b>TOTAL NON-INSTRUCTIONAL</b>	-	-	-	-	-	-

**SUBTOTAL PERSONNEL SERVICE COSTS**

**PAYROLL TAXES AND BENEFITS**

Payroll Taxes		102,794	-	102,794	-	-
Fringe / Employee Benefits		181,586	-	181,586	-	-
Retirement / Pension		15,806	-	15,806	-	-

**SCHOOL  
n**

<b>Total Revenue</b>	<b>2,324,064</b>	-	-	<b>2,324,064</b>	-
<b>Total Expenses</b>	<b>2,319,638</b>	-	-	<b>2,319,638</b>	-
<b>Net Income</b>	<b>4,425</b>	-	-	<b>4,425</b>	-
<b>Actual Student Enrollment</b>	<b>485</b>	-	-	<b>485</b>	-

*NOTE: Enrollment, Revenue and Expenditure Data IN the 'Total and Variance Analysis' Section is Based on LAST ACTUAL Quarter Completed	Quarter - 1/1 - 3/31		4th Quarter - 4/1 - 6/30		
	Current Budget	Variance	Actual	Current Budget	Variance
	TOTAL PAYROLL TAXES AND BENEFITS	300,186	-	-	300,186
<b>TOTAL PERSONNEL SERVICE COSTS</b>	-	-	-	1,549,853	-
<b>CONTRACTED SERVICES</b>					
Accounting / Audit	9,790	-		9,790	-
Legal	3,000	-		3,000	-
Management Company Fee	215,668	-		215,668	-
Nurse Services	-	-		-	-
Food Service / School Lunch	100,703	-		100,703	-
Payroll Services	14,214	-		14,214	-
Special Ed Services	-	-		-	-
Titlement Services (i.e. Title I)	-	-		-	-
Other Purchased / Professional / Consulting	<u>14,000</u>	-		<u>14,000</u>	-
<b>TOTAL CONTRACTED SERVICES</b>	<u>357,376</u>	-	-	<u>357,376</u>	-

**SCHOOL  
n**

<b>Total Revenue</b>	2,324,064	-	-	2,324,064	-
<b>Total Expenses</b>	2,319,638	-	-	2,319,638	-
<b>Net Income</b>	4,425	-	-	4,425	-
<b>Actual Student Enrollment</b>	485	-	-	485	-

<p><b>*NOTE: Enrollment, Revenue and Expenditure Data IN the 'Total and Variance Analysis' Section is Based on LAST ACTUAL Quarter Completed</b></p>	<b>Quarter - 1/1 - 3/31</b>		<b>4th Quarter - 4/1 - 6/30</b>		
	<b>Current Budget</b>	<b>Variance</b>	<b>Actual</b>	<b>Current Budget</b>	<b>Variance</b>

**SCHOOL OPERATIONS**

Board Expenses	-	-		-	-
Classroom / Teaching Supplies & Materials	21,750	-		21,750	-
Special Ed Supplies & Materials	2,263	-		2,263	-
Textbooks / Workbooks	12,375	-		12,375	-
Supplies & Materials other	-	-		-	-
Equipment / Furniture	13,661	-		13,661	-
Telephone	-	-		-	-
Technology	30,203	-		30,203	-
Student Testing & Assessment	9,795	-		9,795	-
Field Trips	13,850	-		13,850	-
Transportation (student)	5,063	-		5,063	-
Student Services - other	32,325	-		32,325	-
Office Expense	11,100	-		11,100	-
Staff Development	15,450	-		15,450	-
Staff Recruitment	8,000	-		8,000	-
Student Recruitment / Marketing	1,550	-		1,550	-
School Meals / Lunch	4,150	-		4,150	-
Travel (Staff)	2,125	-		2,125	-
Fundraising	-	-		-	-
Other	8,510	-		8,510	-
<b>TOTAL SCHOOL OPERATIONS</b>	192,168	-	-	192,168	-

**FACILITY OPERATION & MAINTENANCE**

Insurance	32,818	-		32,818	-
Janitorial	55,350	-		55,350	-
Building and Land Rent / Lease / Facility Finance Interest	-	-		-	-
Repairs & Maintenance	56,961	-		56,961	-
Equipment / Furniture	12,488	-		12,488	-
Security	17,875	-		17,875	-
Utilities	22,250	-		22,250	-
<b>TOTAL FACILITY OPERATION &amp; MAINTENANCE</b>	197,741	-	-	197,741	-

**DEPRECIATION & AMORTIZATION**

	16,250	-		16,250	-
--	--------	---	--	--------	---

**RESERVES / CONTINGENCY**

	6,250	-		6,250	-
--	-------	---	--	-------	---

SCHOOL					
n					
Total Revenue	2,324,064	-	-	2,324,064	-
Total Expenses	2,319,638	-	-	2,319,638	-
Net Income	4,425	-	-	4,425	-
Actual Student Enrollment	485	-	-	485	-
		Quarter - 1/1 - 3/31		4th Quarter - 4/1 - 6/30	
*NOTE: Enrollment, Revenue and Expenditure Data IN the 'Total and Variance Analysis' Section is Based on LAST ACTUAL Quarter Completed		Current Budget		Current Budget	
		Variance		Variance	
DEFERRED RENT					
TOTAL EXPENSES		<u>2,319,638</u>	-	-	<u>2,319,638</u>
NET INCOME		<u>4,425</u>	-	-	<u>4,425</u>

**SCHOOL  
n**

Total Revenue	2,324,064	-	-	2,324,064	-
Total Expenses	2,319,638	-	-	2,319,638	-
Net Income	4,425	-	-	4,425	-
Actual Student Enrollment	485	-	-	485	-

<b>*NOTE: Enrollment, Revenue and Expenditure Data IN the 'Total and Variance Analysis' Section is Based on LAST ACTUAL Quarter Completed</b>	<b>Quarter - 1/1 - 3/31</b>		<b>4th Quarter - 4/1 - 6/30</b>		
	<b>Current</b>			<b>Current</b>	
	<b>Budget</b>	<b>Variance</b>	<b>Actual</b>	<b>Budget</b>	<b>Variance</b>

**ENROLLMENT - \*School Districts Are Linked To Above Entries\***

NYC CHANCELLOR'S OFFICE	485	-	-	485	-
-	-	-	-	-	-
-	-	-	-	-	-
-	-	-	-	-	-
-	-	-	-	-	-
-	-	-	-	-	-
-	-	-	-	-	-
-	-	-	-	-	-
-	-	-	-	-	-
-	-	-	-	-	-
-	-	-	-	-	-
-	-	-	-	-	-
-	-	-	-	-	-
-	-	-	-	-	-
-	-	-	-	-	-
-	-	-	-	-	-
-	-	-	-	-	-
-	-	-	-	-	-
-	-	-	-	-	-
-	-	-	-	-	-
-	-	-	-	-	-
ALL OTHER School Districts: ( Count = 0 )	-	-	-	-	-
<b>TOTAL ENROLLMENT</b>	<b>485</b>	-	-	<b>485</b>	-
<b>REVENUE PER PUPIL</b>	<b>4,792</b>	-	-	<b>4,792</b>	-
<b>EXPENSES PER PUPIL</b>	<b>4,783</b>	-	-	<b>4,783</b>	-





**PAVE ACADEMY CHARTER SCHOOL  
Budget / Operating Plan**

**2018-19**

<b>Total Revenue</b>	-	-	-	9,296,254	(9,296,254)	-	-	9,296,254
<b>Total Expenses</b>	-	-	-	9,278,552	9,278,552	-	-	9,278,552
<b>Net Income</b>	-	-	-	17,702	(17,702)	-	-	17,702
<b>Actual Student Enrollment</b>	-	-	-			-	-	

**\*NOTE: Enrollment, Revenue and Expenditure Data IN the 'Total and Variance Analysis' Section is Based on LAST ACTUAL Quarter Completed**

**TOTALS AND VARIANCE ANALYSIS**

	Actual	Current Budget (Current Quarter)	Actual vs. Current Budget	Current Budget - TY	Actual vs. Current Budget TY	Original Budget (Current Quarter)	Actual vs. Original Budget	Original Budget -
Grants								
Charter School Program (CSP) Planning & Implementation	-	-	-	-	-	-	-	
Other	-	-	-	-	-	-	-	
Other	-	-	-	-	-	-	-	
<b>TOTAL REVENUE FROM FEDERAL SOURCES</b>	-	-	-	601,012	(601,012)	-	-	601,012
<b>LOCAL and OTHER REVENUE</b>								
Contributions and Donations	-	-	-	6,000	(6,000)	-	-	6,000
Fundraising	-	-	-	-	-	-	-	
Erate Reimbursement	-	-	-	20,000	(20,000)	-	-	20,000
Earnings on Investments	-	-	-	-	-	-	-	
Interest Income	-	-	-	-	-	-	-	
Food Service (Income from meals)	-	-	-	-	-	-	-	
Text Book	-	-	-	-	-	-	-	
OTHER	-	-	-	5,000	(5,000)	-	-	5,000
<b>TOTAL REVENUE FROM LOCAL and OTHER SOURCES</b>	-	-	-	31,000	(31,000)	-	-	31,000
<b>TOTAL REVENUE</b>	-	-	-	<b>9,296,254</b>	<b>(9,296,254)</b>	-	-	<b>9,296,254</b>

**PAVE ACADEMY CHARTER SCHOOL**  
**Budget / Operating Plan**

**2018-19**

<b>Total Revenue</b>	-	-	-	9,296,254	(9,296,254)	-	-	9,296,254
<b>Total Expenses</b>	-	-	-	9,278,552	9,278,552	-	-	9,278,552
<b>Net Income</b>	-	-	-	17,702	(17,702)	-	-	17,702
<b>Actual Student Enrollment</b>	-	-	-			-	-	

**\*NOTE: Enrollment, Revenue and Expenditure Data IN the 'Total and Variance Analysis' Section is Based on LAST ACTUAL Quarter Completed**

**TOTALS AND VARIANCE ANALYSIS**

	Current Budget (Current Quarter)	Actual vs. Current Budget	Current Budget - TY	Actual vs. Current Budget TY	Original Budget (Current Quarter)	Actual vs. Original Budget	Original Budget - TY
--	----------------------------------	---------------------------	---------------------	------------------------------	-----------------------------------	----------------------------	----------------------

	Quarter 0 No. of Positions						
<b>EXPENSES</b>							
<b>ADMINISTRATIVE STAFF PERSONNEL COSTS</b>							
Executive Management	-	-	-	-	-	-	-
Instructional Management	-	-	-	432,096	432,096	-	432,096
Deans, Directors & Coordinators	-	-	-	1,212,521	1,212,521	-	1,212,521
CFO / Director of Finance	-	-	-	-	-	-	-
Operation / Business Manager	-	-	-	-	-	-	-
Administrative Staff	-	-	-	-	-	-	-
<b>TOTAL ADMINISTRATIVE STAFF</b>	-	-	-	1,644,617	1,644,617	-	1,644,617
<b>INSTRUCTIONAL PERSONNEL COSTS</b>							
Teachers - Regular	-	-	-	2,442,774	2,442,774	-	2,442,774
Teachers - SPED	-	-	-	430,634	430,634	-	430,634
Substitute Teachers	-	-	-	-	-	-	-
Teaching Assistants	-	-	-	-	-	-	-
Specialty Teachers	-	-	-	301,470	301,470	-	301,470
Aides	-	-	-	-	-	-	-
Therapists & Counselors	-	-	-	179,173	179,173	-	179,173
Other	-	-	-	-	-	-	-
<b>TOTAL INSTRUCTIONAL</b>	-	-	-	3,354,052	3,354,052	-	3,354,052
<b>NON-INSTRUCTIONAL PERSONNEL COSTS</b>							
Nurse	-	-	-	-	-	-	-
Librarian	-	-	-	-	-	-	-
Custodian	-	-	-	-	-	-	-
Security	-	-	-	-	-	-	-
Other	-	-	-	-	-	-	-
<b>TOTAL NON-INSTRUCTIONAL</b>	-	-	-	-	-	-	-
<b>SUBTOTAL PERSONNEL SERVICE COSTS</b>	-	-	-	4,998,669	4,998,669	-	4,998,669
<b>PAYROLL TAXES AND BENEFITS</b>							
Payroll Taxes	-	-	-	411,176	411,176	-	411,176
Fringe / Employee Benefits	-	-	-	726,346	726,346	-	726,346
Retirement / Pension	-	-	-	63,222	63,222	-	63,222

**PAVE ACADEMY CHARTER SCHOOL  
Budget / Operating Plan**

**2018-19**

<b>Total Revenue</b>	-	-	-	9,296,254	(9,296,254)	-	-	9,296,254
<b>Total Expenses</b>	-	-	-	9,278,552	9,278,552	-	-	9,278,552
<b>Net Income</b>	-	-	-	17,702	(17,702)	-	-	17,702
<b>Actual Student Enrollment</b>	-	-	-			-	-	

**TOTALS AND VARIANCE ANALYSIS**

**\*NOTE: Enrollment, Revenue and Expenditure Data IN the 'Total and Variance Analysis' Section is Based on LAST ACTUAL Quarter Completed**

	<b>Actual</b>	<b>Current Budget (Current Quarter)</b>	<b>Actual vs. Current Budget</b>	<b>Current Budget - TY</b>	<b>Actual vs. Current Budget TY</b>	<b>Original Budget (Current Quarter)</b>	<b>Actual vs. Original Budget</b>	<b>Original Budget - TY</b>
TOTAL PAYROLL TAXES AND BENEFITS	-	-	-	1,200,744	1,200,744	-	-	1,200,744
<b>TOTAL PERSONNEL SERVICE COSTS</b>	-	-	-	6,199,413	6,199,413	-	-	6,199,413
<b>CONTRACTED SERVICES</b>								
Accounting / Audit	-	-	-	39,160	39,160	-	-	39,160
Legal	-	-	-	12,000	12,000	-	-	12,000
Management Company Fee	-	-	-	862,673	862,673	-	-	862,673
Nurse Services	-	-	-	-	-	-	-	-
Food Service / School Lunch	-	-	-	402,814	402,814	-	-	402,814
Payroll Services	-	-	-	56,856	56,856	-	-	56,856
Special Ed Services	-	-	-	-	-	-	-	-
Titlement Services (i.e. Title I)	-	-	-	-	-	-	-	-
Other Purchased / Professional / Consulting	-	-	-	56,000	56,000	-	-	56,000
<b>TOTAL CONTRACTED SERVICES</b>	-	-	-	1,429,503	1,429,503	-	-	1,429,503

**PAVE ACADEMY CHARTER SCHOOL  
Budget / Operating Plan**

**2018-19**

<b>Total Revenue</b>	-	-	-	9,296,254	(9,296,254)	-	-	9,296,254
<b>Total Expenses</b>	-	-	-	9,278,552	9,278,552	-	-	9,278,552
<b>Net Income</b>	-	-	-	17,702	(17,702)	-	-	17,702
<b>Actual Student Enrollment</b>	-	-	-			-	-	

**\*NOTE: Enrollment, Revenue and Expenditure Data IN the 'Total and Variance Analysis' Section is Based on LAST ACTUAL Quarter Completed**

**TOTALS AND VARIANCE ANALYSIS**

<b>Actual</b>	<b>Current Budget (Current Quarter)</b>	<b>Actual vs. Current Budget</b>	<b>Current Budget - TY</b>	<b>Actual vs. Current Budget TY</b>	<b>Original Budget (Current Quarter)</b>	<b>Actual vs. Original Budget</b>	<b>Original Budget - TY</b>
---------------	---	----------------------------------	----------------------------	-------------------------------------	--	-----------------------------------	-----------------------------

**SCHOOL OPERATIONS**

Board Expenses	-	-	-	-	-	-	-
Classroom / Teaching Supplies & Materials	-	-	-	87,000	87,000	-	87,000
Special Ed Supplies & Materials	-	-	-	9,050	9,050	-	9,050
Textbooks / Workbooks	-	-	-	49,500	49,500	-	49,500
Supplies & Materials other	-	-	-	-	-	-	-
Equipment / Furniture	-	-	-	54,642	54,642	-	54,642
Telephone	-	-	-	-	-	-	-
Technology	-	-	-	120,810	120,810	-	120,810
Student Testing & Assessment	-	-	-	39,180	39,180	-	39,180
Field Trips	-	-	-	55,400	55,400	-	55,400
Transportation (student)	-	-	-	20,250	20,250	-	20,250
Student Services - other	-	-	-	129,300	129,300	-	129,300
Office Expense	-	-	-	44,400	44,400	-	44,400
Staff Development	-	-	-	61,800	61,800	-	61,800
Staff Recruitment	-	-	-	32,000	32,000	-	32,000
Student Recruitment / Marketing	-	-	-	6,200	6,200	-	6,200
School Meals / Lunch	-	-	-	16,600	16,600	-	16,600
Travel (Staff)	-	-	-	8,500	8,500	-	8,500
Fundraising	-	-	-	-	-	-	-
Other	-	-	-	34,039	34,039	-	34,039
<b>TOTAL SCHOOL OPERATIONS</b>	-	-	-	768,671	768,671	-	768,671

**FACILITY OPERATION & MAINTENANCE**

Insurance	-	-	-	131,273	131,273	-	131,273
Janitorial	-	-	-	221,400	221,400	-	221,400
Building and Land Rent / Lease / Facility Finance Interest	-	-	-	-	-	-	-
Repairs & Maintenance	-	-	-	227,842	227,842	-	227,842
Equipment / Furniture	-	-	-	49,950	49,950	-	49,950
Security	-	-	-	71,500	71,500	-	71,500
Utilities	-	-	-	89,000	89,000	-	89,000
<b>TOTAL FACILITY OPERATION &amp; MAINTENANCE</b>	-	-	-	790,966	790,966	-	790,966

**DEPRECIATION & AMORTIZATION**

	-	-	-	65,000	65,000	-	65,000
--	---	---	---	--------	--------	---	--------

**RESERVES / CONTINGENCY**

	-	-	-	25,000	25,000	-	25,000
--	---	---	---	--------	--------	---	--------

**PAVE ACADEMY CHARTER SCHOOL  
Budget / Operating Plan**

**2018-19**

Total Revenue	-	-	-	9,296,254	(9,296,254)	-	-	9,296,254
Total Expenses	-	-	-	9,278,552	9,278,552	-	-	9,278,552
Net Income	-	-	-	17,702	(17,702)	-	-	17,702
Actual Student Enrollment	-	-	-			-	-	

**TOTALS AND VARIANCE ANALYSIS**

**\*NOTE: Enrollment, Revenue and Expenditure Data IN the 'Total and Variance Analysis' Section is Based on LAST ACTUAL Quarter Completed**

	Actual	Current Budget (Current Quarter)	Actual vs. Current Budget	Current Budget - TY	Actual vs. Current Budget TY	Original Budget (Current Quarter)	Actual vs. Original Budget	Original Budget -
DEFERRED RENT								
<b>TOTAL EXPENSES</b>	-	-	-	<u>9,278,552</u>	<u>9,278,552</u>	-	-	<u>9,278,552</u>
<b>NET INCOME</b>	-	-	-	<u>17,702</u>	<u>(17,702)</u>	-	-	<u>17,702</u>



<b>Total Revenue</b>		(9,296,254)	-	-
<b>Total Expenses</b>		9,278,552	-	-
<b>Net Income</b>		(17,702)	-	-
<b>Actual Student Enrollment</b>			-	-
<p><b>*NOTE: Enrollment, Revenue and Expenditure Data IN the 'Total and Variance Analysis' Section is Based on LAST ACTUAL Quarter Completed</b></p>		<p><b>Actual vs. Original Budget TY</b></p>	<p><b>/ No. of COMPLETED Actual CY Quarters</b></p>	<p><b>Actual CY vs. Actual PY</b></p>
<b>REVENUE</b>				
<b>REVENUES FROM STATE SOURCES</b>				
Per Pupil Revenue	2018-19 Per Pupil Rate			
NYC CHANCELLOR'S OFFICE	15,307	(7,423,895)	-	-
-	-	-	-	-
-	-	-	-	-
-	-	-	-	-
-	-	-	-	-
-	-	-	-	-
-	-	-	-	-
-	-	-	-	-
-	-	-	-	-
-	-	-	-	-
-	-	-	-	-
-	-	-	-	-
-	-	-	-	-
-	-	-	-	-
-	-	-	-	-
ALL OTHER School Districts: ( Count = 0 )	-	-	-	-
TOTAL Per Pupil Revenue (Weighted Average Per Pupil Funding)	15,307	(7,423,895)	-	-
Special Education Revenue		(983,612)	-	-
Grants				
Stimulus		-	-	-
DYCD (Department of Youth and Community Development)		-	-	-
Other		-	-	-
NYC DoE Rental Assistance		-	-	-
Other		(256,735)	-	-
TOTAL REVENUE FROM STATE SOURCES		(8,664,242)	-	-
<b>REVENUE FROM FEDERAL FUNDING</b>				
IDEA Special Needs		(52,865)	-	-
Title I		(157,985)	-	-
Title Funding - Other		(39,895)	-	-
School Food Service (Free Lunch)		(350,267)	-	-



--

<b>Total Revenue</b>	<b>(9,296,254)</b>	-	-
<b>Total Expenses</b>	<b>9,278,552</b>	-	-
<b>Net Income</b>	<b>(17,702)</b>	-	-
<b>Actual Student Enrollment</b>		-	
<b>*NOTE: Enrollment, Revenue and Expenditure Data IN the 'Total and Variance Analysis' Section is Based on LAST ACTUAL Quarter Completed</b>			
	<b>Actual vs. Original Budget TY</b>	<b>/ No. of COMPLETED Actual CY Quarters</b>	<b>Actual CY vs. Actual PY</b>
Grants			
Charter School Program (CSP) Planning & Implementation	-	-	-
Other	-	-	-
Other	-	-	-
<b>TOTAL REVENUE FROM FEDERAL SOURCES</b>	<b>(601,012)</b>	-	-
<b>LOCAL and OTHER REVENUE</b>			
Contributions and Donations	(6,000)	-	-
Fundraising	-	-	-
Erate Reimbursement	(20,000)	-	-
Earnings on Investments	-	-	-
Interest Income	-	-	-
Food Service (Income from meals)	-	-	-
Text Book	-	-	-
OTHER	(5,000)	-	-
<b>TOTAL REVENUE FROM LOCAL and OTHER SOURCES</b>	<b>(31,000)</b>	-	-
<b>TOTAL REVENUE</b>	<b>(9,296,254)</b>	-	-

<b>Total Revenue</b>	<b>(9,296,254)</b>	-	-
<b>Total Expenses</b>	<b>9,278,552</b>	-	-
<b>Net Income</b>	<b>(17,702)</b>	-	-
<b>Actual Student Enrollment</b>		-	-

<b>*NOTE: Enrollment, Revenue and Expenditure Data IN the 'Total and Variance Analysis' Section is Based on LAST ACTUAL Quarter Completed</b>	<b>Actual</b>	<b>/ No. of</b>	<b>Actual CY</b>
	<b>vs.</b>	<b>COMPLETED</b>	<b>vs.</b>
	<b>Original</b>	<b>Actual CY</b>	<b>Actual PY</b>
	<b>Budget TY</b>	<b>Quarters</b>	

<b>EXPENSES</b>		Quarter 0		
<b>ADMINISTRATIVE STAFF PERSONNEL COSTS</b>		No. of Positions		
Executive Management	-	-	-	-
Instructional Management	-	432,096	-	-
Deans, Directors & Coordinators	-	1,212,521	-	-
CFO / Director of Finance	-	-	-	-
Operation / Business Manager	-	-	-	-
Administrative Staff	-	-	-	-
<b>TOTAL ADMINISTRATIVE STAFF</b>	-	<b>1,644,617</b>	-	-
<b>INSTRUCTIONAL PERSONNEL COSTS</b>				
Teachers - Regular	-	2,442,774	-	-
Teachers - SPED	-	430,634	-	-
Substitute Teachers	-	-	-	-
Teaching Assistants	-	-	-	-
Specialty Teachers	-	301,470	-	-
Aides	-	-	-	-
Therapists & Counselors	-	179,173	-	-
Other	-	-	-	-
<b>TOTAL INSTRUCTIONAL</b>	-	<b>3,354,052</b>	-	-
<b>NON-INSTRUCTIONAL PERSONNEL COSTS</b>				
Nurse	-	-	-	-
Librarian	-	-	-	-
Custodian	-	-	-	-
Security	-	-	-	-
Other	-	-	-	-
<b>TOTAL NON-INSTRUCTIONAL</b>	-	-	-	-
<b>SUBTOTAL PERSONNEL SERVICE COSTS</b>	-	<b>4,998,669</b>	-	-
<b>PAYROLL TAXES AND BENEFITS</b>				
Payroll Taxes		411,176	-	-
Fringe / Employee Benefits		726,346	-	-
Retirement / Pension		63,222	-	-

--

<b>Total Revenue</b>		(9,296,254)	-	-
<b>Total Expenses</b>		9,278,552	-	-
<b>Net Income</b>		(17,702)	-	-
<b>Actual Student Enrollment</b>			-	-
<b>*NOTE: Enrollment, Revenue and Expenditure Data IN the 'Total and Variance Analysis' Section is Based on LAST ACTUAL Quarter Completed</b>				
		<b>Actual vs. Original Budget TY</b>	<b>/ No. of COMPLETED Actual CY Quarters</b>	<b>Actual CY vs. Actual PY</b>
TOTAL PAYROLL TAXES AND BENEFITS		1,200,744	-	-
<b>TOTAL PERSONNEL SERVICE COSTS</b>	-	6,199,413	-	-
<b>CONTRACTED SERVICES</b>				
Accounting / Audit		39,160	-	-
Legal		12,000	-	-
Management Company Fee		862,673	-	-
Nurse Services		-	-	-
Food Service / School Lunch		402,814	-	-
Payroll Services		56,856	-	-
Special Ed Services		-	-	-
Titlement Services (i.e. Title I)		-	-	-
Other Purchased / Professional / Consulting		56,000	-	-
<b>TOTAL CONTRACTED SERVICES</b>		1,429,503	-	-

<b>Total Revenue</b>	(9,296,254)	-	-
<b>Total Expenses</b>	9,278,552	-	-
<b>Net Income</b>	(17,702)	-	-
<b>Actual Student Enrollment</b>		-	-
<p><b>*NOTE: Enrollment, Revenue and Expenditure Data IN the 'Total and Variance Analysis' Section is Based on LAST ACTUAL Quarter Completed</b></p>			
	<b>Actual vs. Original Budget TY</b>	<b>/ No. of COMPLETED Actual CY Quarters</b>	<b>Actual CY vs. Actual PY</b>
<b>SCHOOL OPERATIONS</b>			
Board Expenses	-	-	-
Classroom / Teaching Supplies & Materials	87,000	-	-
Special Ed Supplies & Materials	9,050	-	-
Textbooks / Workbooks	49,500	-	-
Supplies & Materials other	-	-	-
Equipment / Furniture	54,642	-	-
Telephone	-	-	-
Technology	120,810	-	-
Student Testing & Assessment	39,180	-	-
Field Trips	55,400	-	-
Transportation (student)	20,250	-	-
Student Services - other	129,300	-	-
Office Expense	44,400	-	-
Staff Development	61,800	-	-
Staff Recruitment	32,000	-	-
Student Recruitment / Marketing	6,200	-	-
School Meals / Lunch	16,600	-	-
Travel (Staff)	8,500	-	-
Fundraising	-	-	-
Other	34,039	-	-
<b>TOTAL SCHOOL OPERATIONS</b>	<b>768,671</b>	<b>-</b>	<b>-</b>
<b>FACILITY OPERATION &amp; MAINTENANCE</b>			
Insurance	131,273	-	-
Janitorial	221,400	-	-
Building and Land Rent / Lease / Facility Finance Interest	-	-	-
Repairs & Maintenance	227,842	-	-
Equipment / Furniture	49,950	-	-
Security	71,500	-	-
Utilities	89,000	-	-
<b>TOTAL FACILITY OPERATION &amp; MAINTENANCE</b>	<b>790,966</b>	<b>-</b>	<b>-</b>
<b>DEPRECIATION &amp; AMORTIZATION</b>	<b>65,000</b>	<b>-</b>	<b>-</b>
<b>RESERVES / CONTINGENCY</b>	<b>25,000</b>	<b>-</b>	<b>-</b>

--

<b>Total Revenue</b>	<b>(9,296,254)</b>	-	-
<b>Total Expenses</b>	<b>9,278,552</b>	-	-
<b>Net Income</b>	<b>(17,702)</b>	-	-
<b>Actual Student Enrollment</b>		-	-
<b>*NOTE: Enrollment, Revenue and Expenditure Data IN the 'Total and Variance Analysis' Section is Based on LAST ACTUAL Quarter Completed</b>			
	<b>Actual vs. Original Budget TY</b>	<b>/ No. of COMPLETED Actual CY Quarters</b>	<b>Actual CY vs. Actual PY</b>
<b>DEFERRED RENT</b>			
<b>TOTAL EXPENSES</b>	<u><b>9,278,552</b></u>	-	-
<b>NET INCOME</b>	<u><b>(17,702)</b></u>	-	-

			-	-
--	--	--	---	---

<b>Total Revenue</b>	(9,296,254)		-	-
<b>Total Expenses</b>	9,278,552		-	-
<b>Net Income</b>	(17,702)		-	-
<b>Actual Student Enrollment</b>			-	-

<b>*NOTE: Enrollment, Revenue and Expenditure Data IN the 'Total and Variance Analysis' Section is Based on LAST ACTUAL Quarter Completed</b>		<b>Actual vs. Original Budget TY</b>	<b>/ No. of COMPLETED Actual CY Quarters</b>	<b>Actual CY vs. Actual PY</b>
---	--	--------------------------------------	--	--------------------------------

<b>ENROLLMENT - *School Districts Are Linked To Above Entries*</b>				
NYC CHANCELLOR'S OFFICE			-	-
-			-	-
-			-	-
-			-	-
-			-	-
-			-	-
-			-	-
-			-	-
-			-	-
-			-	-
-			-	-
-			-	-
-			-	-
-			-	-
-			-	-
-			-	-
-			-	-
-			-	-
ALL OTHER School Districts: ( Count = 0 )			-	-
<b>TOTAL ENROLLMENT</b>			-	-
<b>REVENUE PER PUPIL</b>			-	-
<b>EXPENSES PER PUPIL</b>			-	-



**Charter Schools Institute**  
The State University of New York

**Annual Report Requirement**  
*for SUNY Authorized Charter Schools*  
**PAVE ACADEMY CHARTER SCHOOL**  
**2018-19**

Administrative  
expenditures per pupil:

\$0.00

Per NYS Statute

Administrative expenditures per pupil: the sum of all general administration salaries and other general administration expenditures divided by the total number of enrolled students. Employee benefit costs or expenditures should not be reported here.

**\*NOTE: THIS TAB ONLY NEEDS TO BE COMPLETED FOR Q4**

**Disclosure of Financial Interest by a Current or Proposed Charter School Education Corporation Trustee**

**Trustee Name:**

Daniel Greenblatt

---

**Name of Charter School Education Corporation (for an unmerged school, this is the Charter School Name):**

PAVE Academy Charter School

---

1. List all positions held on the education corporation board (e.g., president, treasurer, parent representative).

Board Member

2. Is the trustee an employee of any school operated by the Education Corporation?  
 \_\_\_ Yes  No

If **Yes**, for each school, please provide a description of the position(s) you hold, your responsibilities, your salary and your start date.

None

3. Is the trustee an employee or agent of the management company or institutional partner of the charter school(s) governed by the Education Corporation?

\_\_\_ Yes  No

If **Yes**, for each school, please provide a description of the position(s) you hold, your responsibilities, your salary and your start date.

None

4. Identify each interest/transaction (and provide the requested information) that you or any of your immediate family members or any persons who live with you in your house have held or engaged in with the charter school(s) governed by the Education Corporation during the time you have served on the board, and in the six-month period prior to such service. If there has been no such financial interest or transaction, write **None**. Please note that if you answered **Yes** to Questions 2-4 above, you need not disclose again your employment status, salary, etc.

Date(s)	Nature of Financial Interest/Transaction	Steps taken to avoid a conflict of interest, (e.g., did not vote, did not participate in discussion)	Name of person holding interest or engaging in transaction and relationship to yourself
None	None	None	None

Please write "None" if applicable. Do not leave this space blank.



--	--	--	--

5. Identify each individual, business, corporation, union association, firm, partnership, committee proprietorship, franchise holding company, joint stock company, business or real estate trust, non-profit organization, or other organization or group of people doing business with the school(s) governed by the Education Corporation **and** in which such entity, during the time of your tenure as a trustee, you and/or your immediate family member(s) or person(s) living in your house had a financial interest or other relationship. If you are a member, director, officer or employee of an organization formally partnered with the school(s) that is/are doing business with the school(s) through a management or services agreement, please identify only the name of the organization, your position in the organization, and the relationship between such organization and the school(s). If there was no financial interest, write **None**.

Organization conducting business with the school(s)	Nature of business conducted	Approximate value of the business conducted	Name of Trustee and/or immediate family member of household holding an interest in the organization conducting business with the school(s) and the nature of the interest	Steps Taken to Avoid Conflict of Interest
NONE	None	None	None	None
<i>Please write "None" if applicable. Do not leave this space blank.</i>				

DocuSigned by:  
  
 7FC59CD585846D

7/9/2018

Signature

Date

*Please note that this document is considered a public record and as such, may be made available to members of the public upon request under the Freedom of Information Law. Personal contact information provided below will be redacted.*

**Business Telephone:** \_\_\_\_\_

**Business Address:** \_\_\_\_\_

**E-mail Address:** \_\_\_\_\_

**Home Telephone:** \_\_\_\_\_

**Home Address:** \_\_\_\_\_

<p style="text-align: center;"><b>Disclosure of Financial Interest by a Current or Proposed Charter School Education Corporation Trustee</b></p>
--

**Trustee Name:**

Jamie Greenthal

---

**Name of Charter School Education Corporation (for an unmerged school, this is the Charter School Name):**

PAVE Academy Charter School

---

1. List all positions held on the education corporation board (e.g., president, treasurer, parent representative).  
chair

2. Is the trustee an employee of any school operated by the Education Corporation?  
 **Yes**  **No**

If **Yes**, for each school, please provide a description of the position(s) you hold, your responsibilities, your salary and your start date.

N/A

3. Is the trustee an employee or agent of the management company or institutional partner of the charter school(s) governed by the Education Corporation?

**Yes**  **No**

If **Yes**, for each school, please provide a description of the position(s) you hold, your responsibilities, your salary and your start date.

N/A

4. Identify each interest/transaction (and provide the requested information) that you or any of your immediate family members or any persons who live with you in your house have held or engaged in with the charter school(s) governed by the Education Corporation during the time you have served on the board, and in the six-month period prior to such service. If there has been no such financial interest or transaction, write **None**. Please note that if you answered **Yes** to Questions 2-4 above, you need not disclose again your employment status, salary, etc.


<b>Date(s)</b>	<b>Nature of Financial Interest/Transaction</b>	<b>Steps taken to avoid a conflict of interest, (e.g., did not vote, did not participate in discussion)</b>	<b>Name of person holding interest or engaging in transaction and relationship to yourself</b>
NONE	NONE	NONE	NONE

Please write "None" if applicable. Do not leave this space blank.

--	--	--	--

5. Identify each individual, business, corporation, union association, firm, partnership, committee proprietorship, franchise holding company, joint stock company, business or real estate trust, non-profit organization, or other organization or group of people doing business with the school(s) governed by the Education Corporation **and** in which such entity, during the time of your tenure as a trustee, you and/or your immediate family member(s) or person(s) living in your house had a financial interest or other relationship. If you are a member, director, officer or employee of an organization formally partnered with the school(s) that is/are doing business with the school(s) through a management or services agreement, please identify only the name of the organization, your position in the organization, and the relationship between such organization and the school(s). If there was no financial interest, write **None**.

Organization conducting business with the school(s)	Nature of business conducted	Approximate value of the business conducted	Name of Trustee and/or immediate family member of household holding an interest in the organization conducting business with the school(s) and the nature of the interest	Steps Taken to Avoid Conflict of Interest
NONE	NONE	NONE	NONE	NONE

DocuSigned by:  7/9/2018  
 Signature \_\_\_\_\_ Date \_\_\_\_\_

*Please note that this document is considered a public record and as such, may be made available to members of the public upon request under the Freedom of Information Law. Personal contact information provided below will be redacted.*

**Business Telephone:** \_\_\_\_\_

**Business Address:** \_\_\_\_\_

**E-mail Address:** \_\_\_\_\_

**Home Telephone:** \_\_\_\_\_

**Home Address:** \_\_\_\_\_

**Disclosure of Financial Interest by a Current or Proposed Charter School Education Corporation Trustee**

**Trustee Name:**

Michael Healy

---

**Name of Charter School Education Corporation (for an unmerged school, this is the Charter School Name):**

PAVE Academy  
Charter  
School

---

1. List all positions held on the education corporation board (e.g., president, treasurer, parent representative).

Trustee

2. Is the trustee an employee of any school operated by the Education Corporation?  
 **Yes**  **No**

If **Yes**, for each school, please provide a description of the position(s) you hold, your responsibilities, your salary and your start date.

N/A

3. Is the trustee an employee or agent of the management company or institutional partner of the charter school(s) governed by the Education Corporation?

**Yes**  **No**

If **Yes**, for each school, please provide a description of the position(s) you hold, your responsibilities, your salary and your start date.

N/A

4. Identify each interest/transaction (and provide the requested information) that you or any of your immediate family members or any persons who live with you in your house have held or engaged in with the charter school(s) governed by the Education Corporation during the time you have served on the board, and in the six-month period prior to such service. If there has been no such financial interest or transaction, write **None**. Please note that if you answered **Yes** to Questions 2-4 above, you need not disclose again your employment status, salary, etc.

Date(s)	Nature of Financial Interest/Transaction	Steps taken to avoid a conflict of interest, (e.g., did not vote, did not participate in discussion)	Name of person holding interest or engaging in transaction and relationship to yourself
None	None	None	None

Please write "None" if applicable. Do not leave this space blank.

--	--	--	--

5. Identify each individual, business, corporation, union association, firm, partnership, committee proprietorship, franchise holding company, joint stock company, business or real estate trust, non-profit organization, or other organization or group of people doing business with the school(s) governed by the Education Corporation **and** in which such entity, during the time of your tenure as a trustee, you and/or your immediate family member(s) or person(s) living in your house had a financial interest or other relationship. If you are a member, director, officer or employee of an organization formally partnered with the school(s) that is/are doing business with the school(s) through a management or services agreement, please identify only the name of the organization, your position in the organization, and the relationship between such organization and the school(s). If there was no financial interest, write **None**.

Organization conducting business with the school(s)	Nature of business conducted	Approximate value of the business conducted	Name of Trustee and/or immediate family member of household holding an interest in the organization conducting business with the school(s) and the nature of the interest	Steps Taken to Avoid Conflict of Interest
None	None	None	None	None

DocuSigned by:  
  
9C1A05507322402...

7/19/2018

Signature

Date

*Please note that this document is considered a public record and as such, may be made available to members of the public upon request under the Freedom of Information Law. Personal contact information provided below will be redacted.*

**Business Telephone:** \_\_\_\_\_

**Business Address:** \_\_\_\_\_

**E-mail Address:** \_\_\_\_\_

**Home Telephone:** \_\_\_\_\_

**Home Address:** \_\_\_\_\_

**Disclosure of Financial Interest by a Current or Proposed Charter School Education Corporation Trustee**

**Trustee Name:**

Annie Hopkins

---

**Name of Charter School Education Corporation (for an unmerged school, this is the Charter School Name):**

PAVE Academy  
Charter  
School

---

1. List all positions held on the education corporation board (e.g., president, treasurer, parent representative).

Treasurer

2. Is the trustee an employee of any school operated by the Education Corporation?  
 Yes  No

If **Yes**, for each school, please provide a description of the position(s) you hold, your responsibilities, your salary and your start date.

n/a

3. Is the trustee an employee or agent of the management company or institutional partner of the charter school(s) governed by the Education Corporation?

Yes  No

If **Yes**, for each school, please provide a description of the position(s) you hold, your responsibilities, your salary and your start date.

n/a

4. Identify each interest/transaction (and provide the requested information) that you or any of your immediate family members or any persons who live with you in your house have held or engaged in with the charter school(s) governed by the Education Corporation during the time you have served on the board, and in the six-month period prior to such service. If there has been no such financial interest or transaction, write **None**. Please note that if you answered **Yes** to Questions 2-4 above, you need not disclose again your employment status, salary, etc.

Date(s)	Nature of Financial Interest/Transaction	Steps taken to avoid a conflict of interest, (e.g., did not vote, did not participate in discussion)	Name of person holding interest or engaging in transaction and relationship to yourself
none	none	none	none


Please write "None" if applicable. Do not leave this space blank.

--	--	--	--

5. Identify each individual, business, corporation, union association, firm, partnership, committee proprietorship, franchise holding company, joint stock company, business or real estate trust, non-profit organization, or other organization or group of people doing business with the school(s) governed by the Education Corporation **and** in which such entity, during the time of your tenure as a trustee, you and/or your immediate family member(s) or person(s) living in your house had a financial interest or other relationship. If you are a member, director, officer or employee of an organization formally partnered with the school(s) that is/are doing business with the school(s) through a management or services agreement, please identify only the name of the organization, your position in the organization, and the relationship between such organization and the school(s). If there was no financial interest, write **None**.

Organization conducting business with the school(s)	Nature of business conducted	Approximate value of the business conducted	Name of Trustee and/or immediate family member of household holding an interest in the organization conducting business with the school(s) and the nature of the interest	Steps Taken to Avoid Conflict of Interest
none	none	none	none	none.

Please write "None" if applicable. Do not leave this space blank.

DocuSigned by:  
  
6244B88EF4B04C7...

7/9/2018

Signature

Date

*Please note that this document is considered a public record and as such, may be made available to members of the public upon request under the Freedom of Information Law. Personal contact information provided below will be redacted.*

**Business Telephone:** \_\_\_\_\_

**Business Address:** \_\_\_\_\_

**E-mail Address:** \_\_\_\_\_

**Home Telephone:** \_\_\_\_\_

**Home Address:** \_\_\_\_\_

**Disclosure of Financial Interest by a Current or Proposed Charter School Education Corporation Trustee**

**Trustee Name:**

Kim Lumpkin

---

**Name of Charter School Education Corporation (for an unmerged school, this is the Charter School Name):**

PAVE Academy  
Charter  
School

---

1. List all positions held on the education corporation board (e.g., president, treasurer, parent representative).

Trustee

2. Is the trustee an employee of any school operated by the Education Corporation?  
 **Yes**  **No**

If **Yes**, for each school, please provide a description of the position(s) you hold, your responsibilities, your salary and your start date.

None

3. Is the trustee an employee or agent of the management company or institutional partner of the charter school(s) governed by the Education Corporation?

**Yes**  **No**

If **Yes**, for each school, please provide a description of the position(s) you hold, your responsibilities, your salary and your start date.

None

4. Identify each interest/transaction (and provide the requested information) that you or any of your immediate family members or any persons who live with you in your house have held or engaged in with the charter school(s) governed by the Education Corporation during the time you have served on the board, and in the six-month period prior to such service. If there has been no such financial interest or transaction, write **None**. Please note that if you answered **Yes** to Questions 2-4 above, you need not disclose again your employment status, salary, etc.

Date(s)	Nature of Financial Interest/Transaction	Steps taken to avoid a conflict of interest, (e.g., did not vote, did not participate in discussion)	Name of person holding interest or engaging in transaction and relationship to yourself
None	None	None	None

Please write "None" if applicable. Do not leave this space blank.




--	--	--	--

5. Identify each individual, business, corporation, union association, firm, partnership, committee proprietorship, franchise holding company, joint stock company, business or real estate trust, non-profit organization, or other organization or group of people doing business with the school(s) governed by the Education Corporation **and** in which such entity, during the time of your tenure as a trustee, you and/or your immediate family member(s) or person(s) living in your house had a financial interest or other relationship. If you are a member, director, officer or employee of an organization formally partnered with the school(s) that is/are doing business with the school(s) through a management or services agreement, please identify only the name of the organization, your position in the organization, and the relationship between such organization and the school(s). If there was no financial interest, write **None**.

Organization conducting business with the school(s)	Nature of business conducted	Approximate value of the business conducted	Name of Trustee and/or immediate family member of household holding an interest in the organization conducting business with the school(s) and the nature of the interest	Steps Taken to Avoid Conflict of Interest
None	None	None	None	None

*Please write "None" if applicable. Do not leave this space blank.*

DocuSigned by:  
  
 Signature \_\_\_\_\_ Date 7/9/2018  
6B4DD41AAD4843A...

*Please note that this document is considered a public record and as such, may be made available to members of the public upon request under the Freedom of Information Law. Personal contact information provided below will be redacted.*

**Business Telephone:** \_\_\_\_\_

**Business Address:** \_\_\_\_\_

**E-mail Address:** \_\_\_\_\_

**Home Telephone:** \_\_\_\_\_

**Home Address:** \_\_\_\_\_

**Disclosure of Financial Interest by a Current or Proposed Charter School Education Corporation Trustee**

**Trustee Name:**

Melisa Melling

---

**Name of Charter School Education Corporation (for an unmerged school, this is the Charter School Name):**

PAVE Academy  
Charter  
School

---

1. List all positions held on the education corporation board (e.g., president, treasurer, parent representative).

Board member

2. Is the trustee an employee of any school operated by the Education Corporation?  
 **Yes**  **No**

If **Yes**, for each school, please provide a description of the position(s) you hold, your responsibilities, your salary and your start date.

n/a

3. Is the trustee an employee or agent of the management company or institutional partner of the charter school(s) governed by the Education Corporation?

**Yes**  **No**

If **Yes**, for each school, please provide a description of the position(s) you hold, your responsibilities, your salary and your start date.

n/a

4. Identify each interest/transaction (and provide the requested information) that you or any of your immediate family members or any persons who live with you in your house have held or engaged in with the charter school(s) governed by the Education Corporation during the time you have served on the board, and in the six-month period prior to such service. If there has been no such financial interest or transaction, write **None**. Please note that if you answered **Yes** to Questions 2-4 above, you need not disclose again your employment status, salary, etc.

Date(s)	Nature of Financial Interest/Transaction	Steps taken to avoid a conflict of interest, (e.g., did not vote, did not participate in discussion)	Name of person holding interest or engaging in transaction and relationship to yourself
n/a	n/a	n/a	n/a


Please write "None" if applicable. Do not leave this space blank.

--	--	--	--

5. Identify each individual, business, corporation, union association, firm, partnership, committee proprietorship, franchise holding company, joint stock company, business or real estate trust, non-profit organization, or other organization or group of people doing business with the school(s) governed by the Education Corporation **and** in which such entity, during the time of your tenure as a trustee, you and/or your immediate family member(s) or person(s) living in your house had a financial interest or other relationship. If you are a member, director, officer or employee of an organization formally partnered with the school(s) that is/are doing business with the school(s) through a management or services agreement, please identify only the name of the organization, your position in the organization, and the relationship between such organization and the school(s). If there was no financial interest, write **None**.

Organization conducting business with the school(s)	Nature of business conducted	Approximate value of the business conducted	Name of Trustee and/or immediate family member of household holding an interest in the organization conducting business with the school(s) and the nature of the interest	Steps Taken to Avoid Conflict of Interest
n/a	n/a	n/a	n/a	n/a

*Please write "None" if applicable. Do not leave this space blank.*

DocuSigned by:  
  
 29068ADEC7824DA

7/20/2018

Signature

Date

*Please note that this document is considered a public record and as such, may be made available to members of the public upon request under the Freedom of Information Law. Personal contact information provided below will be redacted.*

**Business Telephone:** \_\_\_\_\_

**Business Address:** \_\_\_\_\_

**E-mail Address:** \_\_\_\_\_

**Home Telephone:** \_\_\_\_\_

**Home Address:** \_\_\_\_\_

**Disclosure of Financial Interest by a Current or Proposed Charter School Education Corporation Trustee**

**Trustee Name:**

Allie Sweeney

**Name of Charter School Education Corporation (for an unmerged school, this is the Charter School Name):**

PAVE Academy  
Charter  
School

1. List all positions held on the education corporation board (e.g., president, treasurer, parent representative).  
Trustee

2. Is the trustee an employee of any school operated by the Education Corporation?  
 **Yes**  **No**

If **Yes**, for each school, please provide a description of the position(s) you hold, your responsibilities, your salary and your start date.

N/a

3. Is the trustee an employee or agent of the management company or institutional partner of the charter school(s) governed by the Education Corporation?

**Yes**  **No**

If **Yes**, for each school, please provide a description of the position(s) you hold, your responsibilities, your salary and your start date.

N/a


4. Identify each interest/transaction (and provide the requested information) that you or any of your immediate family members or any persons who live with you in your house have held or engaged in with the charter school(s) governed by the Education Corporation during the time you have served on the board, and in the six-month period prior to such service. If there has been no such financial interest or transaction, write **None**. Please note that if you answered **Yes** to Questions 2-4 above, you need not disclose again your employment status, salary, etc.

Date(s)	Nature of Financial Interest/Transaction	Steps taken to avoid a conflict of interest, (e.g., did not vote, did not participate in discussion)	Name of person holding interest or engaging in transaction and relationship to yourself
None	None	None	None
<i>Please write "None" if applicable. Do not leave this space blank.</i>			

--	--	--	--

5. Identify each individual, business, corporation, union association, firm, partnership, committee proprietorship, franchise holding company, joint stock company, business or real estate trust, non-profit organization, or other organization or group of people doing business with the school(s) governed by the Education Corporation **and** in which such entity, during the time of your tenure as a trustee, you and/or your immediate family member(s) or person(s) living in your house had a financial interest or other relationship. If you are a member, director, officer or employee of an organization formally partnered with the school(s) that is/are doing business with the school(s) through a management or services agreement, please identify only the name of the organization, your position in the organization, and the relationship between such organization and the school(s). If there was no financial interest, write **None**.

Organization conducting business with the school(s)	Nature of business conducted	Approximate value of the business conducted	Name of Trustee and/or immediate family member of household holding an interest in the organization conducting business with the school(s) and the nature of the interest	Steps Taken to Avoid Conflict of Interest
None	None	None	None	N/a
<i>Please write "None" if applicable. Do not leave this space blank.</i>				

DocuSigned by:  
  
3C08EDE2E8124AA

7/20/2018

Signature

Date

*Please note that this document is considered a public record and as such, may be made available to members of the public upon request under the Freedom of Information Law. Personal contact information provided below will be redacted.*

**Business Telephone:** \_\_\_\_\_

**Business Address:** \_\_\_\_\_

**E-mail Address:** \_\_\_\_\_

**Home Telephone:** \_\_\_\_\_

**Home Address:** \_\_\_\_\_





# Entry 8 BOT Table

Created: 07/09/2018 • Last updated: 07/30/2018

## 1. Current Board Member Information (Enter info for each BOT member)

	Trustee Name and Email Address	Position on the Board	Committee Affiliations	Voting Member Per By-Laws (Y/N)	Number of Terms Served	Start Date of Current Term (MM/DD/YYYY)	End Date of Current Term (MM/DD/YYYY)	Board Meetings Attended During 2017-18
1	Jamie Greenthal [REDACTED]	Chair	Executive, Governance, Academic Oversight, Finance	Yes	4	07/01/2018	06/30/2019	11
2	Daniel Greenblatt [REDACTED]	Trustee/Member	Executive, Governance, Academic Oversight	Yes	4	07/01/2018	06/30/2019	7
3	Melisa Melling [REDACTED]	Trustee/Member	Finance	Yes	4	07/01/2018	06/30/2019	7
4	Annie Hopkins [REDACTED]	Treasurer	Academic Oversight, Finance	Yes	3	07/01/2018	06/30/2019	10
5	Kim Lumpkin [REDACTED]	Trustee/Member	N/A	Yes	3	07/01/2018	06/30/2019	11
6	Michael Healy [REDACTED]	Secretary	Executive, Governance, Communi		4	07/01/2018	06/30/2019	8

			ty Develop ment					
7	Allie Sweeney 	Trustee/M ember	Executive , Governan ce, Academic Oversight	Yes	4	07/01/20 18	06/30/20 19	9
8								
9								

**1a. Are there more than 9 members of the Board of Trustees?** No

**2. Total number of members on June 30, 2018** 7

**3. Total number of members joining the Board during the 2017-18 school year** 0

**4. Total number of members departing the Board during the 2017-18 school year** 0

**5. Number of voting members in 2017-18, as set by the by-laws, resolution or minutes** 7

**6. Number of Board meetings conducted during the 2017-18 School Year** 11

**7. Number of Board meetings scheduled for the coming 2018-19 school year** 11

**Thank you.**





# Entry 10 Enrollment and Retention of Special Populations

Created: 07/19/2018 • Last updated: 07/30/2018

## Instructions for Reporting Enrollment and Retention Strategies

Describe the efforts the charter school has made in 2017-18 toward meeting targets to attract and retain enrollment of students with disabilities, English language learners, and students who are economically disadvantaged. In addition, describe the school’s plans for meeting or making progress toward meeting its enrollment and retention targets in 2018-19.

### PAVE ACAD CS (SUNY TRUSTEES)Section Heading

#### Recruitment/Attraction Efforts Toward Meeting Targets

	Describe Recruitment Efforts in 2017-18	Describe Recruitment Plans in 2018-19)
Economically Disadvantaged	<p>In the 2017-2018 school year, 84% of the total student population was economically disadvantaged, based on eligibility for free and reduced price lunch. At this percentage, we surpassed our target by 19 percentage points. The following strategies were used during the recruitment period to specifically attract FRPL eligible students:</p> <ul style="list-style-type: none"> <li>• Meal program was covered at school open house, on application, and during tours</li> <li>• Support was offered to assist families in completing all necessary paperwork to ensure eligible students participate in the lunch program</li> <li>• Recruitment occurred throughout neighborhoods surrounding the school and in the local district</li> <li>• PAVE Academy applied for and was granted access to NYSED’s Community Eligibility Option, through which 100% of students receive free lunch, breakfast, and snack at no cost to families</li> <li>• All mass school brochures, mailings, and the enrollment application highlighted the special programs provided to students at no cost to families.</li> </ul>	<p>As the school substantially surpassed the target for enrollment of economically disadvantaged students, we will continue these recruitment strategies in the coming year.</p>
	Of PAVE's total enrollment, 12% of students were classified as English Language Learners	

English Language Learners	<p>(8.7 percentage points below target). The following strategies were utilized to recruit ELL students:</p> <ul style="list-style-type: none"> <li>• Direct mail advertising and enrollment outreach in languages other than English</li> <li>• Other advertising in languages other than English</li> <li>• Outreach by multi-lingual staff</li> <li>• Outreach to immigrant communities</li> <li>• All school wide advertising and school materials are translated in languages other than English</li> <li>• A Google language translator application was installed on the school’s website</li> <li>• School information session(s) are held in trusted cultural centers in the community to attract more families who speak a language other than English</li> </ul>	<p>In the coming year, PAVE will increase its efforts to recruit English Language Learners by specifically targeting neighborhoods with high concentrations on Non-English speaking families and hosting more information sessions in community-based organizations that serve these families. The school will also seek additional advertising opportunities in online and print publications in languages other than English.</p>
Students with Disabilities	<p>In 2017-18, the percentage of students with disabilities was 23%. exceeding our enrollment target by 4.2 percentage points. Our efforts to recruit students with special needs included:</p> <ul style="list-style-type: none"> <li>• Direct mail advertising and enrollment outreach that highlighted programs and support provided for special needs students</li> <li>• Support and programs for students with disabilities included on the school website</li> <li>• Inclusion of special attention provided for these students in marketing materials and other advertising.</li> </ul>	<p>As the school met the target for enrollment of students with disabilities, we will continue these recruitment strategies in the coming year.</p>

## Retention Efforts Toward Meeting Targets

	Describe Retention Efforts in 2017-18	Describe Retention Plans in 2018-19)
Economically Disadvantaged	PAVE retained 98% of its economically disadvantaged students, surpassing the target of 92.8%. We accomplished this by providing additional supports for students and families who need them, such as free uniforms, and by covering the cost of program fees, such as field trip expenses, whenever necessary. The school staff also worked collaboratively to ensure that all families were aware of the supports we provide and that we maintained an inclusive environment at all times.	Given the high retention rate of economically disadvantaged students, we will utilize the same strategies in the coming year.
English Language Learners	The school retained 98% of its English Language Learners, surpassing the target of 93.6%. The following efforts were made: <ul style="list-style-type: none"> <li>• Translators are made available for families at school events, such as parent-teacher conferences, report card nights, etc.</li> <li>• A full-time ELL teacher is employed.</li> <li>• A “Bi-Lingual Family Night” is hosted each year.</li> <li>• Three of the Main Office staff are fluent in languages other than English</li> </ul>	Given the high retention rate of English Language Learners, we will utilize the same strategies in the coming year in terms of translation services, special programs and the creation of an inclusive environment. We will continue to assess the academic needs of all English Language Learners throughout the year and implement program changes as needed to ensure that all needs are being met.
Students with Disabilities	PAVE retained 97% of Students with Disabilities, exceeding the goal of 94.2%. We achieved this by ensuring that IEP's were carefully monitored and that all mandated services were implemented in combination with supplemental supports such as afterschool interventions, test prep, etc. PAVE employs two full-time Learning Support Coordinators and three interventionists in addition to those special educators who provide mandated services to students with IEPs. Families are continually informed of each student's progress, as determined by internal assessments and teacher observation as well as more formal and state assessments.	Given the high retention rate of Students with Disabilities, we will utilize the same strategies in the coming year in special programs and the creation of an inclusive environment. We will continue to assess the academic needs of all Students with Disabilities throughout the year and implement program changes as needed to ensure that all needs are being met.



# Entry 11 Classroom Teacher and Administrator Attrition

Created: 07/18/2018 • Last updated: 07/30/2018

Report changes in teacher and administrator staffing.

## Instructions for completing the Classroom Teacher and Administrator Attrition Tables

Charter schools must complete the tables titled 2017-2018 Classroom Teacher and Administrator Attrition to report changes in teacher and administrator staffing during the 2017-2018 school year. Please provide the full time equivalent (FTE) of staff on June 30, 2017; the FTE for any departed staff from July 1, 2017 through June 30, 2018; the FTE for added staff from July 1, 2017 through June 30, 2018; and the FTE of staff added in newly created positions from July 1, 2017 through June 30, 2018 using the tables provided.

### 1. Classroom Teacher Attrition Table

FTE Classroom Teachers on 6/30/17	FTE Classroom Teachers Departed 7/1/17 - 6/30/18	FTE Classroom Teachers Filling Vacant Positions 7/1/17 - 6/30/18	FTE Classroom Teachers Added in New Positions 7/1/17 - 6/30/18	FTE of Classroom Teachers on 6/30/18
45	27	17	5	40

### 2. Administrator Position Attrition Table

FTE Administrative Positions on 6/30/17	FTE Administrators Departed 7/1/17 - 6/30/18	FTE Administrators Filling Vacant Positions 7/1/17 - 6/30/18	FTE Administrators Added in New Positions 7/1/17 - 6/30/18	FTE Administrative Positions on 6/30/18
16	7	7	2	18

### 3. Tell your school's story

**Charter schools may provide additional information in this section of the Annual Report about their respective teacher and administrator attrition rates as some teacher or administrator departures do not reflect advancement or movement within the charter school networks. Schools may provide additional detail to reflect a teacher's advancement up the ladder to a leadership position within the network or an administrator's movement to lead a new network charter school.**

Due to facility and funding constraints, PAVE Academy closed its pre-k program at the end of the 2016-17 SY. As a result of the closure, five pre-k teachers departed and two became administrators at PAVE Academy K-8. The staff departures were not due to poor performance; it was to do with their certifications and experience was not applicable to K-8.

**4. Charter schools must ensure that all prospective employees receive clearance through [the NYSED Office of School Personnel Review and Accountability](#) (OSPRA) prior to employment. After an employee has been cleared, schools are required to maintain proof of such clearance in the file of each employee. For the safety of all students, charter schools must take immediate steps to terminate the employment of individuals who have been denied clearance. Once the employees have been terminated, the school must terminate the request for clearance in the TEACH system.**

**Have all employees have been cleared through the NYSED TEACH system?**

Yes

**5. For perspective or current employees whose clearance has been denied, have you terminated their employment and removed them from the TEACH system?**

	Yes, Not Applicable
--	---------------------

**Thank you**



# Staff Academic Calendar 2018-19

Date	Event
Monday, July 16 - Friday, July 20	Leader Institute
Monday, July 23 - Wednesday, August 8	Leader Planning Days
Thursday, August 9 - Wednesday, August 15	New Teacher Institute
Monday, August 13	ES Staff Meet and Greet
Thursday, August 16 - Friday, August 24	All Teacher Institute
Wednesday, August 22	Back to School Night, Elementary School
Thursday, August 23	Back to School Night, Middle School
Monday, August 27	First Day of School, Kindergarten and Grade 5
Tuesday, August 28	First Day of School, All Grades in Session
Monday, September 3	<b>School Closed</b> - Labor Day
Monday, October 8	<b>School Closed</b> - Fall Weekend
Monday, November 19	<b>School Closed</b> - Report Card Conferences for Parents
Tuesday, November 20	<b>School Closed</b> - Data Day
Wednesday, November 21 - Friday, November 23	<b>School Closed</b> - Thanksgiving Break
Monday, December 24 - Wednesday, January 2nd	<b>School Closed</b> - Winter Break
Monday, January 21	<b>School Closed</b> - Martin Luther King, Jr. Day
Friday, February 15	<b>School Closed</b> - Data Day
Monday, February 18 - Friday, February 22	<b>School Closed</b> - Midwinter Break
Friday, March 15	<b>School Closed</b> - Data Day
Monday, March 18	<b>School Closed</b> - Report Card Conferences for Parents
Tuesday-Wednesday, April 2-3	ELA New York State Exams
Wednesday-Thursday, May 1-2	Math New York State Exams
Monday, May 6 - Friday, May 10	<b>School Closed</b> - Spring Break
Monday, May 27	<b>School Closed</b> - Memorial Day
Wednesday, June 19	Last Day of School; Report Cards Mailed Home

Total Instructional Days: 182